

THE MARSICO INVESTMENT FUND

# PROSPECTUS

JANUARY 31, 2018

## MARSICO FUNDS®

MARSICO FOCUS FUND (MFOCX)  
MARSICO GROWTH FUND (MGRIX)  
MARSICO 21<sup>ST</sup> CENTURY FUND (MXXIX)  
MARSICO INTERNATIONAL OPPORTUNITIES FUND (MIOFX)  
MARSICO FLEXIBLE CAPITAL FUND (MFCFX)  
MARSICO GLOBAL FUND (MGLBX)

The Securities and Exchange Commission ("SEC") has not approved or disapproved these securities or determined if this Prospectus is truthful or complete. Any representation to the contrary is a criminal offense.

## **THE MARSICO INVESTMENT FUND**

### ***Marsico Flexible Capital Fund***

### ***Marsico Global Fund***

Supplement dated May 25, 2018  
to the Prospectus and Statement of Additional Information (“SAI”)  
dated January 31, 2018, as supplemented

The Board of Trustees (the “Board”) of The Marsico Investment Fund (the “Trust”) has unanimously approved an agreement and plan of reorganization (“Plan of Reorganization”) involving the Marsico Flexible Capital Fund (the “Acquired Fund”) and the Marsico Global Fund (the “Surviving Fund”). Flexible Capital Fund shareholders who remain invested in the Fund through the Reorganization date will receive shares of the Global Fund of an equal value. The Reorganization, which does not require shareholder approval, is expected to take place on or about August 3, 2018. An Information Statement/Prospectus with additional information about the Reorganization and the Surviving Fund will be sent to Acquired Fund shareholders.

The Reorganization involves the transfer of all of the assets of the Flexible Capital Fund/Acquired Fund to the Global Fund/Surviving Fund in exchange for Surviving Fund shares having an aggregate value equal to the net assets of the Acquired Fund and the assumption by the Surviving Fund of all of the liabilities of the Acquired Fund, followed immediately by the distribution of those Surviving Fund shares to Acquired Fund shareholders in complete liquidation of the Acquired Fund.

The Reorganization is expected to qualify as a tax-free transaction for federal income tax purposes, meaning that shareholders of the Flexible Capital Fund/Acquired Fund will become shareholders of the Global Fund/Surviving Fund without realizing any gain or loss for federal income tax purposes.

Marsico Capital Management, LLC (“MCM”), the Funds’ investment adviser, has agreed to bear Reorganization costs (excluding brokerage commissions and other transaction costs incurred by a Fund for repositioning of its holdings), so the costs of the Reorganization generally will not be borne by either Fund or its shareholders. In addition, effective after the date of the Reorganization, MCM has agreed to lower the expense limit for the Global Fund/Surviving Fund by 5 basis points from 1.50% to 1.45%, so that the expense limit for the Surviving Fund will be the same as the Flexible Capital Fund’s/Acquired Fund’s existing expense limit of 1.45%. This 1.45% expense limit on the Global Fund/Surviving Fund after the Reorganization will remain in place at least through September 30, 2019, and is subject to the terms and conditions in the existing contractual expense limitation and fee waiver agreement for both Funds.

Shortly before the Reorganization, the Flexible Capital Fund/Acquired Fund will make a special distribution to its shareholders of any net investment income earned and net capital gains realized since the Fund’s last distribution in December 2017.

**INVESTORS SHOULD RETAIN THIS SUPPLEMENT  
FOR FUTURE REFERENCE**

## THE MARSICO INVESTMENT FUND

*Marsico Focus Fund*  
*Marsico Growth Fund*  
*Marsico 21<sup>st</sup> Century Fund*  
(each a “Fund” and together the “Funds”)

Supplement dated May 16, 2018  
to the Prospectus and Statement of Additional Information dated January 31, 2018

The purpose of this supplement is to provide notice of the reduction in 12b-1 fees to be accrued by the Marsico Focus Fund, Marsico Growth Fund, and Marsico 21<sup>st</sup> Century Fund to a rate of 0% per annum of the average daily net assets of each Fund effective on June 1, 2018.

Pursuant to the Second Amended and Restated Distribution and Service Plan (“Rule 12b-1 Plan”) adopted by the Board of Trustees of the Funds in 2017, which authorizes 12b-1 fees of up to 0.25% of each Fund’s net assets per annum, the Board of Trustees has determined to cause the Marsico Focus Fund, Marsico Growth Fund, and Marsico 21<sup>st</sup> Century Fund to accrue 12b-1 Fees at a rate of 0% per annum of the average daily net assets of each Fund effective on June 1, 2018, and continuing until such time as the Board authorizes a different rate (not exceeding 0.25% per annum) as authorized by the Rule 12b-1 Plan.

Effective on June 1, 2018, changes reflecting the matters discussed above are deemed to be made to the Funds’ Prospectus and Statement of Additional Information (“SAI”) as set forth below:

### PROSPECTUS

In the Prospectus Fund Summary for the Marsico Focus Fund on Page 1 under the caption “FEES AND EXPENSES OF THE FUND”, the captions “Annual Fund Operating Expenses” and “Example” as well as the corresponding verbiage and tables are deleted in their entirety and replaced with the following:

**Annual Fund Operating Expenses** (*expenses that you pay each year as a percentage of the value of your investment*)

Management Fee	0.77%
Distribution and Service (12b-1) Fees <sup>(1)</sup>	0.00%
Other Expenses	0.36%
Total Annual Fund Operating Expenses <sup>(2)</sup>	1.13%
Net Expenses <sup>(2)</sup>	1.13%

<sup>(1)</sup> Restated to reflect current Distribution and Service (12b-1) Fee accrual rates. As of June 1, 2018, the Fund does not accrue 12b-1 Fees.

<sup>(2)</sup> Total Annual Fund Operating Expenses do not correlate to the “ratio of expenses to average net assets” provided in the Financial Highlights. The information in the Financial Highlights does not include the

restatement of the Distribution and Service (12b-1) Fees applicable to the Fund to reflect the current Distribution and Service (12b-1) Fee rate for the entire fiscal year, which is reflected in the Distribution and Service (12b-1) Fees line item above, and does not include Acquired Fund Fees and Expenses, which are included in Other Expenses above.

### Example

This example is intended to help you compare the cost of investing in the Fund with the cost of investing in other mutual funds. This example assumes that you invest \$10,000 in the Fund for the time periods indicated and then redeem all of your shares at the end of those periods. The example also assumes that your investment has a 5% return each year and that the Fund's operating expenses remain the same. Although your actual costs may be higher or lower, based on these assumptions your costs would be:

One Year	\$ 115
Three Years	\$ 359
Five Years	\$ 622
Ten Years	\$ 1,375

In the Prospectus Fund Summary for the Marsico Growth Fund on Page 4 under the caption "FEES AND EXPENSES OF THE FUND", the captions "Annual Fund Operating Expenses" and "Example" as well as the corresponding verbiage and tables are deleted in their entirety and replaced with the following:

**Annual Fund Operating Expenses** (*expenses that you pay each year as a percentage of the value of your investment*)

Management Fee	0.80%
Distribution and Service (12b-1) Fees <sup>(1)</sup>	0.00%
Other Expenses	0.37%
Total Annual Fund Operating Expenses <sup>(2)</sup>	1.17%
Net Expenses <sup>(2)</sup>	1.17%

- <sup>(1)</sup> Restated to reflect current Distribution and Service (12b-1) Fee accrual rates. As of June 1, 2018, the Fund does not accrue 12b-1 Fees.
- <sup>(2)</sup> Total Annual Fund Operating Expenses do not correlate to the "ratio of expenses to average net assets" provided in the Financial Highlights. The information in the Financial Highlights does not include the restatement of the Distribution and Service (12b-1) Fees applicable to the Fund to reflect the current Distribution and Service (12b-1) Fee rate for the entire fiscal year, which is reflected in the Distribution and Service (12b-1) Fees line item above.

### Example

This example is intended to help you compare the cost of investing in the Fund with the cost of investing in other mutual funds. This example assumes that you invest \$10,000 in the Fund for the time periods indicated and then redeem all of your shares at the end of those periods. The example also assumes that

your investment has a 5% return each year and that the Fund’s operating expenses remain the same. Although your actual costs may be higher or lower, based on these assumptions your costs would be:

One Year	\$ 119
Three Years	\$ 372
Five Years	\$ 644
Ten Years	\$ 1,420

In the Prospectus Fund Summary for the Marsico 21<sup>st</sup> Century Fund on Page 7 under the caption “FEES AND EXPENSES OF THE FUND”, the captions “Annual Fund Operating Expenses” and “Example” as well as the corresponding verbiage and tables are deleted in their entirety and replaced with the following:

**Annual Fund Operating Expenses** (*expenses that you pay each year as a percentage of the value of your investment*)

Management Fee	0.80%
Distribution and Service (12b-1) Fees <sup>(1)</sup>	0.00%
Other Expenses	0.36%
Total Annual Fund Operating Expenses <sup>(2)</sup>	1.16%
Net Expenses <sup>(2)</sup>	1.16%

<sup>(1)</sup> Restated to reflect current Distribution and Service (12b-1) Fee accrual rates. As of June 1, 2018, the Fund does not accrue 12b-1 Fees.

<sup>(2)</sup> Total Annual Fund Operating Expenses do not correlate to the “ratio of expenses to average net assets” provided in the Financial Highlights. The information in the Financial Highlights does not include the restatement of the Distribution and Service (12b-1) Fees applicable to the Fund to reflect the current Distribution and Service (12b-1) Fee rate for the entire fiscal year, which is reflected in the Distribution and Service (12b-1) Fees line item above, and does not include Acquired Fund Fees and Expenses, which are included in Other Expenses above.

### Example

This example is intended to help you compare the cost of investing in the Fund with the cost of investing in other mutual funds. This example assumes that you invest \$10,000 in the Fund for the time periods indicated and then redeem all of your shares at the end of those periods. The example also assumes that your investment has a 5% return each year and that the Fund’s operating expenses remain the same. Although your actual costs may be higher or lower, based on these assumptions your costs would be:

One Year	\$ 118
Three Years	\$ 368
Five Years	\$ 638
Ten Years	\$ 1,409

## STATEMENT OF ADDITIONAL INFORMATION

Under the heading “DISTRIBUTION PLAN” in the SAI on Page 46, the second paragraph is deleted in its entirety and replaced with the following:

Pursuant to the amended Plan, the Board of Trustees has determined to cause the Focus Fund, Growth Fund, and 21st Century Fund to no longer accrue 12b-1 Fees effective on June 1, 2018, and continuing until such time as the Board authorizes a different rate (not exceeding 0.25% per annum). The other Funds, consisting of the International Opportunities Fund, Flexible Capital Fund, and Global Fund, will continue to accrue 12b-1 Fees at the rate of 0.25% per annum of the average daily net assets of each Fund until such time as the Board authorizes a different rate.

**INVESTORS SHOULD RETAIN THIS SUPPLEMENT  
FOR FUTURE REFERENCE**

## THE MARSICO INVESTMENT FUND

### *Marsico Flexible Capital Fund*

Supplement dated March 6, 2018

to the Prospectus and Statement of Additional Information dated January 31, 2018

The purpose of this supplement is to update information relating to the portfolio manager of the Marsico Flexible Capital Fund.

Effective on and after March 6, 2018, Jordon Laycob no longer served as the portfolio manager of the Marsico Flexible Capital Fund, and Thomas F. Marsico, Chief Investment Officer (“CIO”) of the Marsico Funds (the “Funds”) and CIO of Marsico Capital Management, LLC, the manager of the Funds, assumed responsibility as the portfolio manager of the Flexible Capital Fund.

Effective as of the same date, the following related changes have been made to the Prospectus and the Statement of Additional Information (“SAI”) of the Marsico Funds:

#### Prospectus

In the Prospectus “Fund Summaries” section on page 15 under the heading “Marsico Flexible Capital Fund” and the subheadings “Management” and “Portfolio Managers,” the current disclosure is deleted in its entirety and replaced with the following: “Portfolio Manager: Thomas F. Marsico, Chief Investment Officer of Marsico Capital Management, LLC, has managed the Fund since March 6, 2018.”

In the Prospectus “Fund Management” section on page 28 under the heading “The Portfolio Managers,” the subheading “The Focus Fund, The Growth Fund and The Global Fund” is amended to read “The Focus Fund, The Growth Fund, The Flexible Capital Fund and The Global Fund,” and the biography of Thomas F. Marsico below the subheading is amended to state that “Mr. Marsico manages the Focus Fund, the Growth Fund, the Flexible Capital Fund and the Global Fund.” In the “Fund Management” section on page 29, the subheading “The Flexible Capital Fund” and the disclosure below it is deleted in its entirety.

#### Statement of Additional Information

In the SAI “Portfolio Managers” section on page 64 in the discussion and table regarding the number and types of accounts managed by each portfolio manager, the discussion and table are amended to remove references to Mr. Laycob, and to state that Thomas F. Marsico is the sole portfolio manager of the Flexible Capital Fund. In the “Portfolio Managers” section on pages 65-66 in the section and table captioned “Dollar Range of Equity Securities Beneficially Owned,” the table is amended to remove references to Mr. Laycob, and to add that Thomas F. Marsico owned over \$1 million of the Flexible Capital Fund as of September 30, 2017.

**INVESTORS SHOULD RETAIN THIS SUPPLEMENT  
FOR FUTURE REFERENCE**

# TABLE OF CONTENTS

## FUND SUMMARIES

Marsico Focus Fund	1
Marsico Growth Fund	4
Marsico 21 <sup>st</sup> Century Fund	7
Marsico International Opportunities Fund	10
Marsico Flexible Capital Fund	13
Marsico Global Fund	16
Summary of Other Important Information Regarding Fund Shares	19

## MORE INFORMATION ABOUT THE FUNDS

Additional Information About Investment Objectives, Strategies and Risks	20
Some Defined Terms	21
The Investment Selection Process Used by the Funds	23
The Principal Risks of Investing in the Funds	24
Portfolio Holdings	27

## FUND MANAGEMENT

The Investment Adviser	28
The Portfolio Managers	28

## SHAREHOLDER INFORMATION

Pricing of Fund Shares	30
Instructions for Opening and Adding to an Account	31
Telephone and Wire Transactions	32
Additional Purchase Information	32
Customer Identification Information	32
Investment Minimums	33
Instructions for Selling Fund Shares	34
Additional Redemption Information	34
How to Exchange Shares	36
Fund Transactions Made Through the Marsico Funds Website	36
Retirement Plan Services	36
Automatic Services for Fund Investors	37
Shareholder Communications	37
Dividends and Distributions	37
Taxes	37

## FINANCIAL HIGHLIGHTS

## THE MARSICO FUNDS PRIVACY NOTICE

## WHERE TO GO FOR MORE INFORMATION

Annual and Semi-Annual Reports	45
Statement of Additional Information	45

## THE MARSICO INVESTMENT FUND



## MARSICO FOCUS FUND

### INVESTMENT OBJECTIVE

The Marsico Focus Fund's goal is to seek long-term growth of capital.

### FEES AND EXPENSES OF THE FUND

This table describes the fees and expenses that you may pay if you buy and hold shares of the Fund.

#### Shareholder Fees *(fees paid directly from your investment)*

Redemption Fee	None
----------------	------

#### Annual Fund Operating Expenses *(expenses that you pay each year as a percentage of the value of your investment)*

Management Fee	0.77%
Distribution and Service (12b-1) Fees <sup>(1)</sup>	0.20%
Other Expenses	0.36%
Total Annual Fund Operating Expenses <sup>(2)</sup>	1.33%
Net Expenses <sup>(2)</sup>	1.33%

<sup>(1)</sup> Restated to reflect current Distribution and Service (12b-1) Fee rates. As of December 1, 2017, the Fund pays 12b-1 Fees at a rate of 0.20% per annum of the average daily net assets of the Fund.

<sup>(2)</sup> Total Annual Fund Operating Expenses do not correlate to the "ratio of expenses to average net assets" provided in the Financial Highlights. The information in the Financial Highlights does not include the restatement of the Distribution and Service (12b-1) Fees applicable to the Fund to reflect the current Distribution and Service (12b-1) Fee rate for the entire fiscal year, which is reflected in the Distribution and Service (12b-1) Fees line item above, and does not include Acquired Fund Fees and Expenses, which are included in Other Expenses above.

### Example

This example is intended to help you compare the cost of investing in the Fund with the cost of investing in other mutual funds. This example assumes that you invest \$10,000 in the Fund for the time periods indicated and then redeem all of your shares at the end of those periods. The example also assumes that your investment has a 5% return each year and that the Fund's operating expenses remain the same. Although your actual costs may be higher or lower, based on these assumptions your costs would be:

One Year	\$	135
Three Years	\$	421
Five Years	\$	729
Ten Years	\$	1,601

### Portfolio Turnover

The Fund generally pays transaction costs, such as brokerage commissions, when it buys and sells securities (or "turns over" its portfolio). A higher portfolio turnover rate may indicate higher transaction costs and may result in higher taxes when Fund shares are held in a taxable account. These costs, which are not reflected in annual fund operating expenses or in the example above, affect the Fund's performance. During the most recent fiscal year, the Fund's portfolio turnover rate was 67% of the average value of its portfolio.

### PRINCIPAL INVESTMENT STRATEGIES

The Marsico Focus Fund is a "non-diversified" portfolio and invests primarily in the common stocks of large companies that are selected for their long-term growth potential. The Fund will normally hold a core position of between 20 and 35 common stocks. The number of securities held by the Fund may occasionally exceed this range at times such as when the investment adviser to the Fund, Marsico Capital Management, LLC (see "Management" below), is accumulating new positions, phasing out and replacing existing positions, or responding to exceptional market conditions.

In selecting investments for the Fund, the investment adviser uses an approach that emphasizes the selection of what the investment adviser believes are stocks of high-quality companies with compelling potential for long-term capital appreciation. The investment approach combines "top-down" macro-economic analysis with "bottom-up" company and security analysis. The "top-down" approach generally considers macro-economic factors to formulate the strategic backdrop for security selection. These factors may include, without limitation, interest rates, inflation, monetary policy, fiscal policy, trade policy, currency movements, demographic trends, the regulatory environment, and the global competitive landscape. The investment adviser may also examine other factors that may include, without limitation, the most attractive global investment opportunities, sector and industry trends, industry consolidation, and the sustainability of financial trends. Through this "top-down" analysis, the investment adviser seeks to create a strategic backdrop for actual portfolio construction by identifying sectors, industries and companies that may benefit from the overall trends the investment adviser has observed.

In the bottom-up analysis, the investment adviser looks for individual companies or securities (including, without limitation, equity securities and fixed or variable income securities) that are expected to offer earnings growth potential that may not be recognized by the market at large. In determining whether a particular company or security may be a suitable investment, the investment adviser may focus on any of a number of different attributes that may include, without limitation, the company's specific market expertise or dominance; its market-share position, franchise durability, and pricing power; solid fundamentals (e.g., a strong balance sheet, improving profit margins and returns on equity, the ability to generate free cash flow, apparent use of conservative accounting standards, and transparent financial disclosure); strong and ethical management; commitment to shareholder interests; reasonable current valuations in the context of projected growth rates and peer group comparisons; current income; and other positive, transformational catalysts or indications that a company or security may be an attractive investment prospect. This process is called "bottom-up" company and security analysis.

As part of this fundamental, "bottom-up" research, the investment adviser may visit a company's management, and conduct other research to gain thorough knowledge of the company. The investment adviser also may prepare detailed earnings and cash flow models of companies.

The core investments of the Fund (i.e., the primary investments held by the Fund over time) generally may include established companies and securities that are expected to offer long-term growth potential. However, the Fund's portfolio also may typically include securities

## MARSICO FOCUS FUND

of less mature companies, securities with more aggressive growth characteristics, and securities of companies undergoing positive, transformational change in their business model, such as, without limitation, the introduction of a new product, the appointment of a new management team, or a merger or acquisition.

The investment adviser may reduce or sell the Fund's investments in portfolio securities if, in the opinion of the investment adviser, a security's fundamentals change substantially, its price appreciation leads to overvaluation in relation to the investment adviser's estimates of future earnings and cash flow growth, the company appears unlikely to realize its growth potential or current income potential, more attractive investment opportunities appear elsewhere or for other reasons.

The Fund may invest without limitation in foreign securities further described in this Prospectus depending on market conditions. These securities may be traded in the U.S. or in foreign markets or both, and may be economically tied to emerging markets. The investment adviser generally selects foreign securities on a security-by-security basis based primarily on considerations such as growth potential rather than geographic location or similar considerations.

The investment adviser has discretion to hedge exposures to currencies, markets, interest rates and any other variables that could potentially affect returns to investors. The Fund may use derivative investments or instruments such as futures, options, swaps, or forward currency contracts to attempt to hedge the Fund's portfolio, or to serve other investment purposes as discussed further in this Prospectus under "More Information about the Funds." The Fund is not intended as a vehicle for investing substantially in derivatives, and tends to hold such investments only infrequently. The Fund is not required to hedge its investments and historically has rarely done so.

## PRINCIPAL INVESTMENT RISKS

Your investment in the Fund is not guaranteed by any agency or program of the U.S. government or by any other person or entity, and **you could lose money investing in the Fund.** The Fund's share price and total return will fluctuate. You should consider your own investment goals, time horizon and risk tolerance before investing in the Fund. The principal risks associated with an investment in the Fund include the following:

**Equity Securities, Markets and Investment Risks Generally.** The Fund is subject to the broad risks associated with investing in equity securities markets generally, including, without limitation, the risks that the securities and markets in which the Fund invests may experience volatility and instability, that domestic and global economies and markets may undergo periods of cyclical change and decline, that investors may at times avoid investments in equity securities, and that the investment adviser may select investments for the Fund that do not perform as anticipated.

**Non-Diversification Risk.** The Fund is classified as a "non-diversified" portfolio, which means it may hold fewer securities than a diversified fund because it is permitted to invest a greater percentage of its assets in a smaller number of securities. Holding fewer securities increases the risk that the value of the Fund could go down because of the poor performance of a single investment.

**Foreign Investment Risk.** Investments in foreign securities generally, and emerging markets in particular, may be riskier than U.S. investments for a variety of reasons such as, without limitation, unstable international, political and economic conditions, currency fluctuations, foreign controls on investment and currency exchange, foreign governmental control of some issuers, potential confiscatory taxation or nationalization of companies by foreign governments, sovereign solvency considerations, withholding taxes, a lack of adequate company information, less liquid and more volatile exchanges and/or markets, ineffective or detrimental government regulation, varying accounting standards, political or economic factors that may severely limit business activities, legal systems or market practices that may permit inequitable treatment of minority and/or non-domestic investors, immature economic structures, and less developed and more thinly-traded securities markets.

**Currency Risk.** The performance of the Fund may be materially affected positively or negatively by foreign currency strength or weakness relative to the U.S. dollar, particularly if the Fund invests a significant percentage of its assets in foreign securities or other assets denominated in currencies not tightly pegged to the U.S. dollar.

**Sector Risk.** While the Fund does not have a principal investment strategy to focus its investments in any particular sector, the Fund from time to time may have significant exposure to one or more sectors, and in those circumstances would be subject to risks associated with those sectors. These include the risk that the stocks of multiple companies within a sector could simultaneously decline in price because of an event that affects the entire sector.

These and other risks (including risks associated with fixed and variable income securities) are discussed in more detail later in this Prospectus and in the Fund's Statement of Additional Information.

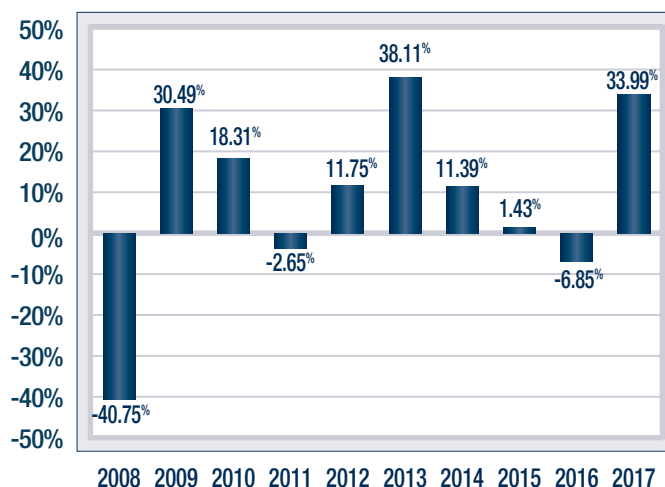
## MARSICO FOCUS FUND

### PERFORMANCE

The following bar chart and table provide some indication of the risk of investing in the Fund. The bar chart shows changes in the Fund's performance from calendar year to year for the past ten years, together with the best and worst quarters during that time. The table shows how the Fund's average annual returns (before and after taxes) for the periods of one year, five years, ten years, and since inception, compared to those of a broad-based securities market index. All presentations assume reinvestment of dividends and distributions. As with all mutual funds, past performance (before and after taxes) is not necessarily an indication of future results.

You can obtain updated performance information on our website at [marsicofunds.com](http://marsicofunds.com), or by calling **888-860-8686**.

### CALENDAR YEAR TOTAL RETURNS



**Best Quarter (09/30/09): 16.53%**  
**Worst Quarter (12/31/08): -23.29%**

### AVERAGE ANNUAL TOTAL RETURNS

(for periods ended 12/31/17)

	One Year	Five Years	Ten Years	Since Inception (12/31/97)
Return Before Taxes	33.99%	14.26%	6.84%	8.23%
Return After Taxes on Distributions*	29.00%	10.80%	5.00%	7.09%
Return After Taxes on Distributions and Sale of Fund Shares*	23.39%	10.96%	5.27%	6.89%
S&P 500 Index (reflects no deduction for fees, expenses or taxes)	21.83%	15.79%	8.50%	7.20%

\* After-tax returns are calculated using the historical highest individual federal marginal income tax rates currently in effect and do not reflect the impact of state and local taxes. Your actual after-tax returns will depend on your tax situation and may differ from those shown. After-tax returns shown are not relevant to investors who hold their Fund shares through tax-deferred arrangements, such as 401(k) plans or individual retirement accounts.

### MANAGEMENT

**Investment Adviser:** Marsico Capital Management, LLC

**Portfolio Managers:** Thomas F. Marsico, Chief Investment Officer of Marsico Capital Management, LLC, has managed the Fund since its inception in December 1997.

### OTHER IMPORTANT INFORMATION REGARDING FUND SHARES

For important information about the purchase and sale of Fund shares, tax information, and payments to broker-dealers and other financial intermediaries, please turn to the "Summary of Other Important Information Regarding Fund Shares" section of this Prospectus.

**INVESTMENT OBJECTIVE**

The Marsico Growth Fund's goal is to seek long-term growth of capital.

**FEES AND EXPENSES OF THE FUND**

This table describes the fees and expenses that you may pay if you buy and hold shares of the Fund.

**Shareholder Fees** (fees paid directly from your investment)

Redemption Fee	None
----------------	------

**Annual Fund Operating Expenses** (expenses that you pay each year as a percentage of the value of your investment)

Management Fee	0.80%
Distribution and Service (12b-1) Fees <sup>(1)</sup>	0.20%
Other Expenses	0.37%
Total Annual Fund Operating Expenses <sup>(2)</sup>	1.37%
Net Expenses <sup>(2)</sup>	1.37%

<sup>(1)</sup> Restated to reflect current Distribution and Service (12b-1) Fee rates. As of December 1, 2017, the Fund pays 12b-1 Fees at a rate of 0.20% per annum of the average daily net assets of the Fund.

<sup>(2)</sup> Total Annual Fund Operating Expenses do not correlate to the "ratio of expenses to average net assets" provided in the Financial Highlights. The information in the Financial Highlights does not include the restatement of the Distribution and Service (12b-1) Fees applicable to the Fund to reflect the current Distribution and Service (12b-1) Fee rate for the entire fiscal year, which is reflected in the Distribution and Service (12b-1) Fees line item above.

**Example**

This example is intended to help you compare the cost of investing in the Fund with the cost of investing in other mutual funds. This example assumes that you invest \$10,000 in the Fund for the time periods indicated and then redeem all of your shares at the end of those periods. The example also assumes that your investment has a 5% return each year and that the Fund's operating expenses remain the same. Although your actual costs may be higher or lower, based on these assumptions your costs would be:

One Year	\$	139
Three Years	\$	434
Five Years	\$	750
Ten Years	\$	1,646

**Portfolio Turnover**

The Fund generally pays transaction costs, such as brokerage commissions, when it buys and sells securities (or "turns over" its portfolio). A higher portfolio turnover rate may indicate higher transaction costs and may result in higher taxes when Fund shares are held in a taxable account. These costs, which are not reflected in annual fund operating expenses or in the example above, affect the Fund's performance. During the most recent fiscal year, the Fund's portfolio turnover rate was 50% of the average value of its portfolio.

**PRINCIPAL INVESTMENT STRATEGIES**

The Marsico Growth Fund is a "diversified" portfolio and invests primarily in the common stocks of large companies that are selected for their long-term growth potential. The Fund will normally hold a core position of between 35 and 50 common stocks. The number of securities held by the Fund may occasionally exceed this range at times such as when the investment adviser to the Fund, Marsico Capital Management, LLC (see "Management" below), is accumulating new positions, phasing out and replacing existing positions, or responding to exceptional market conditions.

In selecting investments for the Fund, the investment adviser uses an approach that emphasizes the selection of what the investment adviser believes are stocks of high-quality companies with compelling potential for long-term capital appreciation. The investment approach combines "top-down" macro-economic analysis with "bottom-up" company and security analysis. The "top-down" approach generally considers certain macro-economic factors to formulate the strategic backdrop for security selection. These factors may include, without limitation, interest rates, inflation, monetary policy, fiscal policy, trade policy, currency movements, demographic trends, the regulatory environment, and the global competitive landscape. The investment adviser may also examine other factors that may include, without limitation, the most attractive global investment opportunities, sector and industry trends, industry consolidation, and the sustainability of financial trends. Through this "top-down" analysis, the investment adviser seeks to create a strategic backdrop for actual portfolio construction by identifying sectors, industries and companies that may benefit from the overall trends the investment adviser has observed.

In the bottom-up analysis, the investment adviser looks for individual companies or securities (including, without limitation, equity securities and fixed or variable income securities) that are expected to offer earnings growth potential that may not be recognized by the market at large. In determining whether a particular company or security may be a suitable investment, the investment adviser may focus on any of a number of different attributes that may include, without limitation, the company's specific market expertise or dominance; its market-share position, franchise durability, and pricing power; solid fundamentals (e.g., a strong balance sheet, improving profit margins and returns on equity, the ability to generate free cash flow, apparent use of conservative accounting standards, and transparent financial disclosure); strong and ethical management; commitment to shareholder interests; reasonable current valuations in the context of projected growth rates and peer group comparisons; current income; and other positive, transformational catalysts or indications that a company or security may be an attractive investment prospect. This process is called "bottom-up" company and security analysis.

As part of this fundamental, "bottom-up" research, the investment adviser may visit a company's management, and conduct other research to gain thorough knowledge of the company. The investment adviser also may prepare detailed earnings and cash flow models of companies.

The core investments of the Fund (i.e., the primary investments held by the Fund over time) generally may include established companies and securities that are expected to offer long-term growth potential. However, the Fund's portfolio also may typically include securities

## MARSICO GROWTH FUND

of less mature companies, securities with more aggressive growth characteristics, and securities of companies undergoing positive transformational change in their business model, such as, without limitation, the introduction of a new product, the appointment of a new management team, or a merger or acquisition.

The investment adviser may reduce or sell the Fund's investments in portfolio securities if, in the opinion of the investment adviser, a security's fundamentals change substantially, its price appreciation leads to overvaluation in relation to the investment adviser's estimates of future earnings and cash flow growth, the company appears unlikely to realize its growth potential or current income potential, more attractive investment opportunities appear elsewhere or for other reasons.

The Fund may invest without limitation in foreign securities further described in this Prospectus depending on market conditions. These securities may be traded in the U.S. or in foreign markets or both, and may be economically tied to emerging markets. The investment adviser generally selects foreign securities on a security-by-security basis based primarily on considerations such as growth potential rather than geographic location or similar considerations.

The investment adviser has discretion to hedge exposures to currencies, markets, interest rates and any other variables that could potentially affect returns to investors. The Fund may use derivative investments or instruments such as futures, options, swaps, or forward currency contracts to attempt to hedge the Fund's portfolio, or to serve other investment purposes as discussed further in this Prospectus under "More Information about the Funds." The Fund is not intended as a vehicle for investing substantially in derivatives, and tends to hold such investments only infrequently. The Fund is not required to hedge its investments and historically has rarely done so.

### PRINCIPAL INVESTMENT RISKS

Your investment in the Fund is not guaranteed by any agency or program of the U.S. government or by any other person or entity, and **you could lose money investing in the Fund**. The Fund's share price and total return will fluctuate. You should consider your own investment goals, time horizon and risk tolerance before investing in the Fund. The principal risks associated with an investment in the Fund include the following:

**Equity Securities, Markets, and Investment Risks Generally.** The Fund is subject to the broad risks associated with investing in equity securities markets generally, including, without limitation, the risks that the securities and markets in which the Fund invests may experience volatility and instability, that domestic and global economies and markets may undergo periods of cyclical change and decline, that investors may at times avoid investments in equity securities, and that the investment adviser may select investments for the Fund that do not perform as anticipated.

**Foreign Investment Risk.** Investments in foreign securities generally, and emerging markets in particular, may be riskier than U.S. investments for a variety of reasons such as, without limitation, unstable international, political and economic conditions, currency fluctuations, foreign controls on investment and currency exchange, foreign governmental control of some issuers, potential confiscatory taxation or nationalization of companies by foreign governments, sovereign solvency considerations, withholding taxes, a lack of adequate company information, less liquid and more volatile exchanges and/or markets, ineffective or detrimental government regulation, varying accounting standards, political or economic factors that may severely limit business activities, legal systems or market practices that may permit inequitable treatment of minority and/or non-domestic investors, immature economic structures, and less developed and more thinly-traded securities markets.

**Currency Risk.** The performance of the Fund may be materially affected positively or negatively by foreign currency strength or weakness relative to the U.S. dollar, particularly if the Fund invests a significant percentage of its assets in foreign securities or other assets denominated in currencies not tightly pegged to the U.S. dollar.

**Sector Risk.** While the Fund does not have a principal investment strategy to focus its investments in any particular sector, the Fund from time to time may have significant exposure to one or more sectors, and in those circumstances would be subject to risks associated with those sectors. These include the risk that the stocks of multiple companies within a sector could simultaneously decline in price because of an event that affects the entire sector.

These and other risks (including risks associated with fixed and variable income securities) are discussed in more detail later in this Prospectus and in the Fund's Statement of Additional Information.

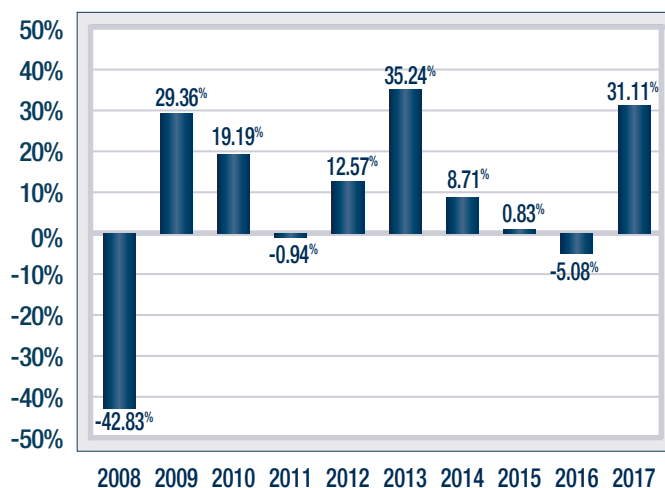
MARSICO GROWTH FUND

**PERFORMANCE**

The following bar chart and table provide some indication of the risk of investing in the Fund. The bar chart shows changes in the Fund's performance from calendar year to year for the past ten years, together with the best and worst quarters during that time. The table shows how the Fund's average annual returns (before and after taxes) for the periods of one year, five years, ten years, and since inception, compared to those of a broad-based securities market index. All presentations assume reinvestment of dividends and distributions. As with all mutual funds, past performance (before and after taxes) is not necessarily an indication of future results.

You can obtain updated performance information on our website at [marsicofunds.com](http://marsicofunds.com), or by calling 888-860-8686.

**CALENDAR YEAR TOTAL RETURNS**



Best Quarter (09/30/09): 16.06%  
 Worst Quarter (12/31/08): -24.00%

**AVERAGE ANNUAL TOTAL RETURNS**

(for periods ended 12/31/17)

	One Year	Five Years	Ten Years	Since Inception (12/31/97)
Return Before Taxes	31.11%	13.03%	6.13%	7.65%
Return After Taxes on Distributions*	28.30%	9.18%	4.20%	6.58%
Return After Taxes on Distributions and Sale of Fund Shares*	19.94%	9.70%	4.58%	6.33%
S&P 500 Index (reflects no deduction for fees, expenses or taxes)	21.83%	15.79%	8.50%	7.20%

\* After-tax returns are calculated using the historical highest individual federal marginal income tax rates currently in effect and do not reflect the impact of state and local taxes. Your actual after-tax returns will depend on your tax situation and may differ from those shown. After-tax returns shown are not relevant to investors who hold their Fund shares through tax-deferred arrangements, such as 401(k) plans or individual retirement accounts.

**MANAGEMENT**

**Investment Adviser:** Marsico Capital Management, LLC

**Portfolio Managers:** Thomas F. Marsico, Chief Investment Officer of Marsico Capital Management, LLC, has managed the Fund since its inception in December 1997.

**OTHER IMPORTANT INFORMATION REGARDING FUND SHARES**

For important information about the purchase and sale of Fund shares, tax information, and payments to broker-dealers and other financial intermediaries, please turn to the "Summary of Other Important Information Regarding Fund Shares" section of this Prospectus.

## MARSICO 21<sup>ST</sup> CENTURY FUND

### INVESTMENT OBJECTIVE

The Marsico 21<sup>st</sup> Century Fund's goal is to seek long-term growth of capital.

### FEES AND EXPENSES OF THE FUND

This table describes the fees and expenses that you may pay if you buy and hold shares of the Fund.

#### Shareholder Fees *(fees paid directly from your investment)*

Redemption Fee	None
----------------	------

#### Annual Fund Operating Expenses *(expenses that you pay each year as a percentage of the value of your investment)*

Management Fee	0.80%
Distribution and Service (12b-1) Fees <sup>(1)</sup>	0.20%
Other Expenses	0.36%
Total Annual Fund Operating Expenses <sup>(2)</sup>	1.36%
Net Expenses <sup>(2)</sup>	1.36%

<sup>(1)</sup> Restated to reflect current Distribution and Service (12b-1) Fee rates. As of December 1, 2017, the Fund pays 12b-1 Fees at a rate of 0.20% per annum of the average daily net assets of the Fund.

<sup>(2)</sup> Total Annual Fund Operating Expenses do not correlate to the "ratio of expenses to average net assets" provided in the Financial Highlights. The information in the Financial Highlights does not include the restatement of the Distribution and Service (12b-1) Fees applicable to the Fund to reflect the current Distribution and Service (12b-1) Fee rate for the entire fiscal year, which is reflected in the Distribution and Service (12b-1) Fees line item above, and does not include Acquired Fund Fees and Expenses, which are included in Other Expenses above.

### Example

This example is intended to help you compare the cost of investing in the Fund with the cost of investing in other mutual funds. This example assumes that you invest \$10,000 in the Fund for the time periods indicated and then redeem all of your shares at the end of those periods. The example also assumes that your investment has a 5% return each year and that the Fund's operating expenses remain the same. Although your actual costs may be higher or lower, based on these assumptions your costs would be:

One Year	\$	138
Three Years	\$	431
Five Years	\$	745
Ten Years	\$	1,635

### Portfolio Turnover

The Fund generally pays transaction costs, such as brokerage commissions, when it buys and sells securities (or "turns over" its portfolio). A higher portfolio turnover rate may indicate higher transaction costs and may result in higher taxes when Fund shares are held in a taxable account. These costs, which are not reflected in annual fund operating expenses or in the example above, affect the Fund's performance. During the most recent fiscal year, the Fund's portfolio turnover rate was 28% of the average value of its portfolio.

### PRINCIPAL INVESTMENT STRATEGIES

The Marsico 21<sup>st</sup> Century Fund is a "diversified" portfolio and invests primarily in common stocks that are selected for their long-term growth potential. The Fund may invest in companies of any size. The portions of Fund assets invested in large-capitalization, medium-capitalization, or small-capitalization companies (which are described further in "Some Defined Terms" later in the prospectus) will vary based on market conditions, depending on the portfolio manager's judgment as to how to achieve the Fund's investment objective. Under current market conditions the portfolio manager expects to invest substantially in medium-capitalization companies. The Fund will normally hold a core position of between 35 and 60 common stocks, but the number of securities held by the Fund may occasionally exceed this range at times such as when the investment adviser to the Fund, Marsico Capital Management, LLC (see "Management" below), is accumulating new positions, phasing out and replacing existing positions, or responding to exceptional market conditions.

In selecting investments for the Fund, the investment adviser uses an approach that emphasizes the selection of what the investment adviser believes are stocks of high-quality companies with compelling potential for long-term capital appreciation. The investment approach combines "top-down" macro-economic analysis with "bottom-up" company and security analysis. The "top-down" approach generally considers certain macro-economic factors to formulate the strategic backdrop for security selection. These factors may include, without limitation, interest rates, inflation, monetary policy, fiscal policy, trade policy, currency movements, demographic trends, the regulatory environment, and the global competitive landscape. The investment adviser may also examine other factors that may include, without limitation, the most attractive global investment opportunities, sector and industry trends, industry consolidation, and the sustainability of financial trends. Through this "top-down" analysis, the investment adviser seeks to create a strategic backdrop for actual portfolio construction by identifying sectors, industries and companies that may benefit from the overall trends the investment adviser has observed.

In the bottom-up analysis, the investment adviser looks for individual companies or securities (including, without limitation, equity securities and fixed or variable income securities) that are expected to offer earnings growth potential that may not be recognized by the market at large. In determining whether a particular company or security may be a suitable investment, the investment adviser may focus on any of a number of different attributes that may include, without limitation, the company's specific market expertise or dominance; its market share position, franchise durability, and pricing power; solid fundamentals (e.g., a strong balance sheet, improving profit margins and returns on equity, the ability to generate free cash flow, apparent use of conservative accounting standards, and transparent financial disclosure); strong and ethical management; commitment to shareholder interests; reasonable current valuations in the context of projected growth rates and peer group comparisons; current income; and other positive transformational catalysts or indications that a company or security may be an attractive investment prospect. This process is called "bottom-up" company and security analysis.

MARSICO 21<sup>ST</sup> CENTURY FUND

As part of this fundamental, “bottom-up” research, the investment adviser may visit a company’s management, and conduct other research to gain thorough knowledge of the company. The investment adviser also may prepare detailed earnings and cash flow models of companies.

The core investments of the Fund (i.e., the primary investments held by the Fund over time) generally may include established companies and securities that are expected to offer long-term growth potential. However, the Fund’s portfolio also may typically include securities of less mature companies, securities with more aggressive growth characteristics, and securities of companies undergoing positive, transformational change in their business model, such as, without limitation, the introduction of a new product, the appointment of a new management team, or a merger or acquisition.

The investment adviser may reduce or sell the Fund’s investments in portfolio securities if, in the opinion of the investment adviser, a security’s fundamentals change substantially, its price appreciation leads to overvaluation in relation to the investment adviser’s estimates of future earnings and cash flow growth, the company appears unlikely to realize its growth potential or current income potential, more attractive investment opportunities appear elsewhere or for other reasons.

The Fund may invest without limitation in foreign securities further described in this Prospectus depending on market conditions. These securities may be traded in the U.S. or in foreign markets or both, and may be economically tied to emerging markets. The investment adviser generally selects foreign securities on a security-by-security basis based primarily on considerations such as growth potential rather than geographic location or similar considerations.

The investment adviser has discretion to hedge exposures to currencies, markets, interest rates and any other variables that could potentially affect returns to investors. The Fund may use derivative investments or instruments such as futures, options, swaps, or forward currency contracts to attempt to hedge the Fund’s portfolio, or to serve other investment purposes as discussed further in this Prospectus under “More Information about the Funds.” The Fund is not intended as a vehicle for investing substantially in derivatives, and tends to hold such investments only infrequently. The Fund is not required to hedge its investments and historically has rarely done so.

## PRINCIPAL INVESTMENT RISKS

Your investment in the Fund is not guaranteed by any agency or program of the U.S. government or by any other person or entity, and **you could lose money investing in the Fund.** The Fund’s share price and total return will fluctuate. You should consider your own investment goals, time horizon and risk tolerance before investing in the Fund. The principal risks associated with an investment in the Fund include the following:

**Equity Securities, Markets, and Investment Risks Generally.** The Fund is subject to the broad risks associated with investing in equity securities markets generally, including, without limitation, the risks that the securities and markets in which the Fund invests may experience volatility and instability, that domestic and global economies and markets may undergo periods of cyclical change and decline, that investors may

at times avoid investments in equity securities, and that the investment adviser may select investments for the Fund that do not perform as anticipated.

**Risks of Small- and Medium-Capitalization Company Investing.** The Fund’s investments in small-capitalization and medium-capitalization companies can involve more risk than its investments in large-capitalization companies because smaller companies have potentially greater sensitivity to adverse business or economic conditions. Normally, smaller companies may have more limited financial resources, markets or product lines, less access to capital markets, and more limited trading in their stocks. This can cause the prices of equity securities of these companies to be more volatile than those of larger capitalization companies, or to decline more significantly during market downturns than the market as a whole.

**Foreign Investment Risk.** Investments in foreign securities generally, and emerging markets in particular, may be riskier than U.S. investments for a variety of reasons such as, without limitation, unstable international, political and economic conditions, currency fluctuations, foreign controls on investment and currency exchange, foreign governmental control of some issuers, potential confiscatory taxation or nationalization of companies by foreign governments, sovereign solvency considerations, withholding taxes, a lack of adequate company information, less liquid and more volatile exchanges and/or markets, ineffective or detrimental government regulation, varying accounting standards, political or economic factors that may severely limit business activities, legal systems or market practices that may permit inequitable treatment of minority and/or non-domestic investors, immature economic structures, and less developed and more thinly-traded securities markets.

**Currency Risk.** The performance of the Fund may be materially affected positively or negatively by foreign currency strength or weakness relative to the U.S. dollar, particularly if the Fund invests a significant percentage of its assets in foreign securities or other assets denominated in currencies not tightly pegged to the U.S. dollar.

**Sector Risk.** While the Fund does not have a principal investment strategy to focus its investments in any particular sector, the Fund from time to time may have significant exposure to one or more sectors, and in those circumstances would be subject to risks associated with those sectors. These include the risk that the stocks of multiple companies within a sector could simultaneously decline in price because of an event that affects the entire sector.

These and other risks (including risks associated with fixed and variable income securities) are discussed in more detail later in this Prospectus and in the Fund’s Statement of Additional Information.



# FUND SUMMARIES

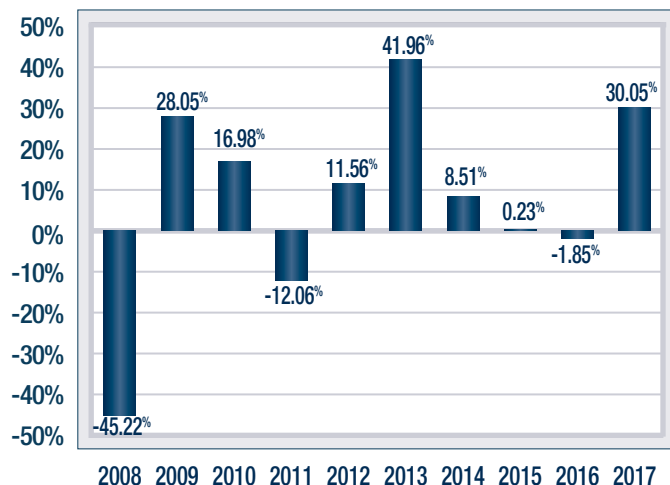
## MARSICO 21<sup>ST</sup> CENTURY FUND

### PERFORMANCE

The following bar chart and table provide some indication of the risk of investing in the Fund. The bar chart shows changes in the Fund's performance from calendar year to year for the past ten years, together with the best and worst quarters during that time. The table shows how the Fund's average annual returns (before and after taxes) for the periods of one year, five years, ten years, and since inception, compared to those of a broad-based securities market index. Effective January 31, 2018, the Russell Midcap Growth Index was made the primary benchmark index of the Fund because under current market conditions the Fund is invested substantially in medium-capitalization securities, and the S&P 500 Index was made a supplemental benchmark index. The Russell Midcap Growth Index is an index composed of mid-capitalization U.S. equities that exhibit growth characteristics. All presentations assume reinvestment of dividends and distributions. As with all mutual funds, past performance (before and after taxes) is not necessarily an indication of future results.

You can obtain updated performance information on our website at [marsicofunds.com](http://marsicofunds.com), or by calling **888-860-8686**.

### CALENDAR YEAR TOTAL RETURNS



Best Quarter (06/30/09): 20.85%  
 Worst Quarter (12/31/08): -25.76%

### AVERAGE ANNUAL TOTAL RETURNS

(for periods ended 12/31/17)

	One Year	Five Years	Ten Years	Since Inception (02/01/00)
Return Before Taxes	30.05%	14.53%	4.72%	6.14%
Return After Taxes on Distributions*	30.05%	14.53%	4.72%	6.07%
Return After Taxes on Distributions and Sale of Fund Shares*	17.01%	11.71%	3.76%	5.11%
Russell Midcap Growth Index (reflects no deduction for fees, expenses or taxes)	25.27%	15.30%	9.10%	5.74%
S&P 500 Index (reflects no deduction for fees, expenses or taxes)	21.83%	15.79%	8.50%	5.67%

\* After-tax returns are calculated using the historical highest individual federal marginal income tax rates currently in effect and do not reflect the impact of state and local taxes. Your actual after-tax returns will depend on your tax situation and may differ from those shown. After-tax returns shown are not relevant to investors who hold their Fund shares through tax-deferred arrangements, such as 401(k) plans or individual retirement accounts.

### MANAGEMENT

**Investment Adviser:** Marsico Capital Management, LLC

**Portfolio Manager:** Brandon Geisler has managed the Fund since October 2011.

### OTHER IMPORTANT INFORMATION REGARDING FUND SHARES

For important information about the purchase and sale of Fund shares, tax information, and payments to broker-dealers and other financial intermediaries, please turn to the "Summary of Other Important Information Regarding Fund Shares" section of this Prospectus.

**MARSICO INTERNATIONAL OPPORTUNITIES FUND**

**INVESTMENT OBJECTIVE**

The Marsico International Opportunities Fund's goal is to seek long-term growth of capital.

**FEES AND EXPENSES OF THE FUND**

This table describes the fees and expenses that you may pay if you buy and hold shares of the Fund.

**Shareholder Fees** *(fees paid directly from your investment)*

Redemption Fee	None
----------------	------

**Annual Fund Operating Expenses** *(expenses that you pay each year as a percentage of the value of your investment)*

Management Fee	0.80%
Distribution and Service (12b-1) Fees	0.25%
Other Expenses	0.74%
Total Annual Fund Operating Expenses <sup>(1)(2)</sup>	1.79%
Fee Waiver and/or Expense Reimbursement <sup>(1)</sup>	0.29%
Net Expenses <sup>(1)(2)</sup>	1.50%

<sup>(1)</sup> The investment adviser has entered into a written expense limitation and fee waiver agreement under which it has agreed to limit the total expenses of the Fund (excluding taxes, interest, acquired fund fees and expenses, litigation, extraordinary expenses, brokerage and other transaction expenses relating to the purchase or sale of portfolio investments) to an annual rate of 1.50% of the Fund's average net assets until January 31, 2019. This expense limitation and fee waiver agreement may be terminated by the investment adviser at any time after January 31, 2019 upon 15 days prior notice to the Fund and its administrator. The investment adviser may recoup from the Fund fees previously waived or expenses previously reimbursed by the investment adviser with respect to that Fund pursuant to this agreement (or a previous expense limitation agreement) if: (1) such recoupment by the investment adviser does not cause the Fund, at the time of recoupment, to exceed the lesser of (a) the expense limitation in effect at the time the relevant amount was waived and/or reimbursed, or (b) the expense limitation in effect at the time of the proposed recoupment, and (2) the recoupment is made within three years after the fiscal year end date as of which the amount to be waived or reimbursed was determined and the waiver or reimbursement occurred.

<sup>(2)</sup> Total Annual Fund Operating Expenses do not correlate to the "ratio of expenses to average net assets" provided in the Financial Highlights. The information in the Financial Highlights does not include the restatement of the expense limitation and fee waiver agreement amount applicable to the Fund for the entire fiscal year. The impact of the reduced expense limitation is reflected in the Fee Waiver and/or Expense Reimbursement and Net Expenses line items above.

**Example**

This example is intended to help you compare the cost of investing in the Fund with the cost of investing in other mutual funds. This example assumes that you invest \$10,000 in the Fund for the time periods indicated and then redeem all of your shares at the end of those periods. The example also assumes that your investment has a 5% return each year and that the Fund's operating expenses remain the same (except that the example reflects the current expense limitation for the one-year period and the first year of each additional period). Although your actual costs may be higher or lower, based on these assumptions your costs would be:

One Year	\$	153
Three Years	\$	535
Five Years	\$	943
Ten Years	\$	2,081

**Portfolio Turnover**

The Fund generally pays transaction costs, such as brokerage commissions, when it buys and sells securities (or "turns over" its portfolio). A higher portfolio turnover rate may indicate higher transaction costs and may result in higher taxes when Fund shares are held in a taxable account. These costs, which are not reflected in annual fund operating expenses or in the example above, affect the Fund's performance. During the most recent fiscal year, the Fund's portfolio turnover rate was 108% of the average value of its portfolio. Portfolio turnover for the Fund may at times be greater than that for other Funds due in part to the investment style of the Fund, and may be substantially impacted by market conditions.

**PRINCIPAL INVESTMENT STRATEGIES**

The Marsico International Opportunities Fund is a "diversified" portfolio and invests primarily (no less than 65% of its total assets) in common stocks of foreign companies that are selected for their long-term growth potential, including foreign securities further described in this Prospectus, whether traded in the U.S. (including as American Depositary Receipts) or in foreign markets or both. The Fund may invest in an unlimited number of companies of any size throughout the world. The Fund normally invests in the securities of issuers that are economically tied to one or more foreign countries, and expects to be invested in various issuers or securities that together have ties to at least four different foreign countries. The Fund may invest in securities of companies economically tied to emerging markets. Some issuers or securities in the Fund's portfolio may be economically tied to the U.S.

In selecting investments for the Fund, the investment adviser to the Fund, Marsico Capital Management, LLC (see "Management" below), uses an approach that emphasizes the selection of what the investment adviser believes are stocks of high-quality companies with compelling potential for long-term capital appreciation. The investment approach combines "top-down" macro-economic analysis with "bottom-up" company and security analysis. The "top-down" approach generally considers certain macro-economic factors to formulate the strategic backdrop for security selection. These factors may include, without limitation, interest rates, inflation, monetary policy, fiscal policy, trade policy, currency movements, demographic trends, the regulatory environment, and the global competitive landscape. The investment adviser may also examine other factors that may include, without limitation, the most attractive global investment opportunities, sector and industry trends, industry consolidation, and the sustainability of financial trends. Through this "top-down" analysis, the investment adviser seeks to create a strategic backdrop for actual portfolio construction by identifying sectors, industries and companies that may benefit from the overall trends the investment adviser has observed.

In the bottom-up analysis, the investment adviser looks for individual companies or securities (including, without limitation, equity securities and fixed or variable income securities) that are expected to offer earnings growth potential that may not be recognized by the market at large. In determining whether a particular company or security may be a suitable investment, the investment adviser may focus on any of a number of different attributes that may include, without limitation, the company's specific market expertise or dominance; its market share position, franchise durability, and pricing power; solid fundamentals (e.g., a strong balance sheet, improving profit

## MARSICO INTERNATIONAL OPPORTUNITIES FUND

margins and returns on equity, the ability to generate free cash flow, apparent use of conservative accounting standards, and transparent financial disclosure); strong and ethical management; commitment to shareholder interests; reasonable current valuations in the context of projected growth rates and peer group comparisons; current income; and other positive transformational catalysts or indications that a company or security may be an attractive investment prospect. This process is called “bottom-up” company and security analysis.

As part of this fundamental, “bottom-up” research, the investment adviser may visit a company’s management, and conduct other research to gain thorough knowledge of the company. The investment adviser also may prepare detailed earnings and cash flow models of companies.

The core investments of the Fund (i.e., the primary investments held by the Fund over time) generally may include established companies and securities that are expected to offer long-term growth potential. However, the Fund’s portfolio also may typically include securities of less mature companies, securities with more aggressive growth characteristics, and securities of companies undergoing positive, transformational change in their business model, such as, without limitation, the introduction of a new product, the appointment of a new management team, or a merger or acquisition.

The investment adviser may reduce or sell the Fund’s investments in portfolio securities if, in the opinion of the investment adviser, a security’s fundamentals change substantially, its price appreciation leads to overvaluation in relation to the investment adviser’s estimates of future earnings and cash flow growth, the company appears unlikely to realize its growth potential or current income potential, more attractive investment opportunities appear elsewhere or for other reasons.

The investment adviser has discretion to hedge exposures to currencies, markets, interest rates and any other variables that could potentially affect returns to investors. The Fund may use derivative investments or instruments such as futures, options, swaps, or forward currency contracts to attempt to hedge the Fund’s portfolio, or to serve other investment purposes as discussed further in this Prospectus under “More Information about the Funds.” The Fund is not intended as a vehicle for investing substantially in derivatives, and tends to hold such investments only infrequently. The Fund is not required to hedge its investments and historically has rarely done so.

### PRINCIPAL INVESTMENT RISKS

Your investment in the Fund is not guaranteed by any agency or program of the U.S. government or by any other person or entity, and **you could lose money investing in the Fund.** The Fund’s share price and total return will fluctuate. You should consider your own investment goals, time horizon and risk tolerance before investing in the Fund. The principal risks associated with an investment in the Fund include the following:

**Equity Securities, Markets, and Investment Risks Generally.** The Fund is subject to the broad risks associated with investing in equity securities markets generally, including, without limitation, the risks that the securities and markets in which the Fund invests may experience volatility and instability, that domestic and global economies and markets may undergo periods of cyclical change and decline, that investors may

at times avoid investments in equity securities, and that the investment adviser may select investments for the Fund that do not perform as anticipated.

**Foreign Investment Risk.** Investments in foreign securities generally, and emerging markets in particular, may be riskier than U.S. investments for a variety of reasons such as, without limitation, unstable international, political and economic conditions, currency fluctuations, foreign controls on investment and currency exchange, foreign governmental control of some issuers, potential confiscatory taxation or nationalization of companies by foreign governments, sovereign solvency considerations, withholding taxes, a lack of adequate company information, less liquid and more volatile exchanges and/or markets, ineffective or detrimental government regulation, varying accounting standards, political or economic factors that may severely limit business activities, legal systems or market practices that may permit inequitable treatment of minority and/or non-domestic investors, immature economic structures, and less developed and more thinly-traded securities markets.

**Currency Risk.** The performance of the Fund may be materially affected positively or negatively by foreign currency strength or weakness relative to the U.S. dollar, particularly when the Fund invests a significant percentage of its assets in foreign securities or other assets denominated in currencies not tightly pegged to the U.S. dollar. Changes in foreign currency exchange rates will affect the value of the Fund’s securities and the price of the Fund’s shares. Generally, when the value of the U.S. dollar rises relative to another currency of a foreign country, an investment in an issuer whose securities are denominated in that country’s currency (or whose business is conducted principally in that country’s currency) loses value, because that currency is worth fewer U.S. dollars. Devaluation of a currency by a country’s government or banking authority also may have a significant impact on the value of any investments denominated in that currency. The risk that these events could occur may be heightened in emerging markets. The Fund generally purchases or sells foreign currencies when it purchases or sells securities denominated in those currencies, and may make other investments in foreign currencies for hedging purposes, or to serve other investment purposes. Currency markets generally are not as regulated as securities markets.

**Sector Risk.** While the Fund does not have a principal investment strategy to focus its investments in any particular sector, the Fund from time to time may have significant exposure to one or more sectors, and in those circumstances would be subject to risks associated with those sectors. These include the risk that the stocks of multiple companies within a sector could simultaneously decline in price because of an event that affects the entire sector.

These and other risks (including risks associated with fixed and variable income securities) are discussed in more detail later in this Prospectus and in the Fund’s Statement of Additional Information.

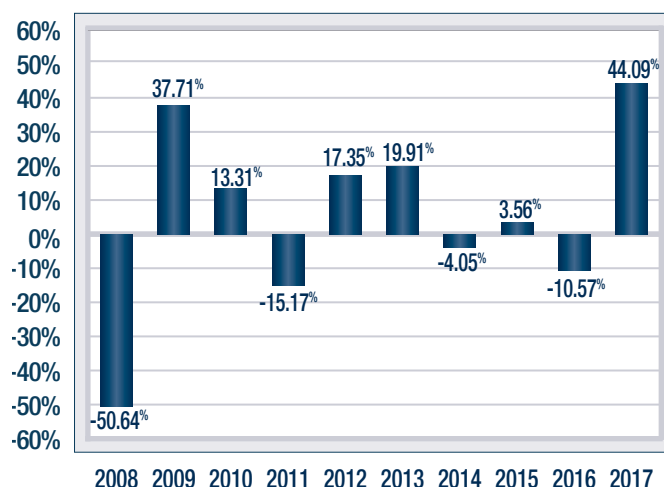
MARSICO INTERNATIONAL OPPORTUNITIES FUND

PERFORMANCE

The following bar chart and table provide some indication of the risk of investing in the Fund. The bar chart shows changes in the Fund's performance from calendar year to year for the past ten years, together with the best and worst quarters during that time. The table shows how the Fund's average annual returns (before and after taxes) for the periods of one year, five years, ten years, and since inception, compared to those of a broad-based securities market index. All presentations assume reinvestment of dividends and distributions. As with all mutual funds, past performance (before and after taxes) is not necessarily an indication of future results.

You can obtain updated performance information on our website at [marsicofunds.com](http://marsicofunds.com), or by calling 888-860-8686.

CALENDAR YEAR TOTAL RETURNS



Best Quarter (06/30/09): 26.19%  
 Worst Quarter (12/31/08): -27.66%

AVERAGE ANNUAL TOTAL RETURNS

(for periods ended 12/31/17)

	One Year	Five Years	Ten Years	Since Inception (06/30/00)
Return Before Taxes	44.09%	8.95%	1.65%	5.62%
Return After Taxes on Distributions*	44.14%	8.99%	1.70%	5.39%
Return After Taxes on Distributions and Sale of Fund Shares*	25.01%	7.15%	1.40%	4.70%
Morgan Stanley Capital International Europe Australasia Far East ("EAFE") Index (reflects no deduction for fees, expenses or taxes)	25.03%	7.90%	1.94%	3.74%

\* After-tax returns are calculated using the historical highest individual federal marginal income tax rates currently in effect and do not reflect the impact of state and local taxes. Your actual after-tax returns will depend on your tax situation and may differ from those shown. After-tax returns shown are not relevant to investors who hold their Fund shares through tax-deferred arrangements, such as 401(k) plans or individual retirement accounts.

MANAGEMENT

**Investment Adviser:** Marsico Capital Management, LLC

**Portfolio Manager:** The Fund is co-managed by a team of managers. The members of the team who are jointly and primarily responsible for the day-to-day management of the Fund are Thomas F. Marsico and Robert G. Susman, CFA (both since July 2017).

OTHER IMPORTANT INFORMATION REGARDING FUND SHARES

For important information about the purchase and sale of Fund shares, tax information, and payments to broker-dealers and other financial intermediaries, please turn to the "Summary of Other Important Information Regarding Fund Shares" section of this Prospectus.

## MARSICO FLEXIBLE CAPITAL FUND

### INVESTMENT OBJECTIVE

The Marsico Flexible Capital Fund's goal is to seek long-term growth of capital.

### FEES AND EXPENSES OF THE FUND

This table describes the fees and expenses that you may pay if you buy and hold shares of the Fund.

#### Shareholder Fees *(fees paid directly from your investment)*

Redemption Fee	None
----------------	------

#### Annual Fund Operating Expenses *(expenses that you pay each year as a percentage of the value of your investment)*

Management Fee	0.80%
Distribution and Service (12b-1) Fees	0.25%
Other Expenses	0.42%
Total Annual Fund Operating Expenses <sup>(1)(2)</sup>	1.47%
Fee Waiver and/or Expense Reimbursement <sup>(1)</sup>	0.02%
Net Expenses <sup>(1)(2)</sup>	1.45%

<sup>(1)</sup> The investment adviser has entered into a written expense limitation and fee waiver agreement under which it has agreed to limit the total expenses of the Fund (excluding taxes, interest, acquired fund fees and expenses, litigation, extraordinary expenses, brokerage and other transaction expenses relating to the purchase or sale of portfolio investments) to an annual rate of 1.45% of the Fund's average net assets until January 31, 2019. This expense limitation and fee waiver agreement may be terminated by the investment adviser at any time after January 31, 2019 upon 15 days prior notice to the Fund and its administrator. The investment adviser may recoup from the Fund fees previously waived or expenses previously reimbursed by the investment adviser with respect to that Fund pursuant to this agreement (or a previous expense limitation agreement) if: (1) such recoupment by the investment adviser does not cause the Fund, at the time of recoupment, to exceed the lesser of (a) the expense limitation in effect at the time the relevant amount was waived and/or reimbursed, or (b) the expense limitation in effect at the time of the proposed recoupment, and (2) the recoupment is made within three years after the fiscal year end date as of which the amount to be waived or reimbursed was determined and the waiver or reimbursement occurred.

<sup>(2)</sup> Total Annual Fund Operating Expenses do not correlate to the "ratio of expenses to average net assets" provided in the Financial Highlights. The information in the Financial Highlights does not include the restatement of the expense limitation and fee waiver agreement amount applicable to the Fund for the entire fiscal year. The impact of the reduced expense limitation is reflected in the Fee Waiver and/or Expense Reimbursement and Net Expenses line items above.

### Example

This example is intended to help you compare the cost of investing in the Fund with the cost of investing in other mutual funds. This example assumes that you invest \$10,000 in the Fund for the time periods indicated and then redeem all of your shares at the end of those periods. The example also assumes that your investment has a 5% return each year and that the Fund's operating expenses remain the same (except that the example reflects the current expense limitation for the one-year period and the first year of each additional period). Although your actual costs may be higher or lower, based on these assumptions your costs would be:

One Year	\$	148
Three Years	\$	463
Five Years	\$	801
Ten Years	\$	1,756

### Portfolio Turnover

The Fund generally pays transaction costs, such as brokerage commissions, when it buys and sells securities (or "turns over" its portfolio). A higher portfolio turnover rate may indicate higher transaction costs and may result in higher taxes when Fund shares are held in a taxable account. These costs, which are not reflected in annual fund operating expenses or in the example above, affect the Fund's performance. During the most recent fiscal year, the Fund's portfolio turnover rate was 20% of the average value of its portfolio.

### PRINCIPAL INVESTMENT STRATEGIES

The Marsico Flexible Capital Fund is a "diversified" portfolio and invests primarily in equity securities, and other investments that are selected primarily for their long-term growth potential. The Fund's holdings may include, without limitation, securities of companies that may be experiencing a significant positive transformation or a favorable catalyst impacting their potential growth, may be underappreciated by other investors, may be trading at compelling valuations in light of their potential growth, or may offer current income, or other securities or investments. The Fund may invest in issuers of any size throughout the world, and will normally hold a core position of between 20 and 50 securities or other investments. The number of securities or other investments held by the Fund may occasionally exceed this range at times such as when the investment adviser to the Fund, Marsico Capital Management, LLC (see "Management" below), is accumulating new positions, phasing out and replacing existing positions, or responding to exceptional market conditions.

In selecting investments for the Fund, the investment adviser uses an approach that emphasizes the selection of what the investment adviser believes are stocks of high-quality companies with compelling potential for long-term capital appreciation. The investment approach combines "top-down" macro-economic analysis with "bottom-up" company and security analysis. The "top-down" approach generally considers certain macro-economic factors to formulate the strategic backdrop for security selection. These factors may include, without limitation, interest rates, inflation, monetary policy, fiscal policy, trade policy, currency movements, demographic trends, the regulatory environment, and the global competitive landscape. The investment adviser may also examine other factors that may include, without limitation, the most attractive global investment opportunities, sector and industry trends, industry consolidation, and the sustainability of financial trends. Through this "top-down" analysis, the investment adviser seeks to create a strategic backdrop for actual portfolio construction by identifying sectors, industries and companies that may benefit from the overall trends the investment adviser has observed.

In the bottom-up analysis, the investment adviser looks for individual companies or securities (including, without limitation, equity securities and fixed or variable income securities) that are expected to offer earnings growth potential that may not be recognized by the market at large, or that may offer dividend or other income. The investment adviser also may consider whether a particular security or other investment potentially offers current income, and may invest up to 40% of its total assets in various types of fixed income and variable income securities, including up to 25% in securities rated below investment grade (commonly called "high yield securities," also often referred to as "junk bonds"). In selecting fixed income and variable income securities, the investment adviser will also focus on the potential for

## MARSICO FLEXIBLE CAPITAL FUND

growth of capital. In determining whether a particular company or security may be a suitable investment, the investment adviser may focus on any of a number of different attributes that may include, without limitation, the company's specific market expertise or dominance; its market-share position, franchise durability, and pricing power; solid fundamentals (e.g., a strong balance sheet, improving profit margins and returns on equity, the ability to generate free cash flow, apparent use of conservative accounting standards, and transparent financial disclosure); strong and ethical management; commitment to shareholder interests; reasonable current valuations in the context of projected growth rates and peer group comparisons; current income; and other positive transformational catalysts or indications that a company or security may be an attractive investment prospect. This process is called "bottom-up" company and security analysis.

As part of this fundamental, "bottom-up" research, the investment adviser may visit a company's management, and conduct other research to gain thorough knowledge of the company. The investment adviser also may prepare detailed earnings and cash flow models of companies.

Examples of core investments in which the Fund may invest (i.e., the primary investments held by the Fund over time) include, without limitation, securities of companies undergoing positive, transformational change in their business model, such as, without limitation, the introduction of a new product, the appointment of a new management team, or a merger or acquisition. In addition, the Fund's portfolio may include the securities of established companies that are expected to offer long-term growth potential, less mature companies, or securities with more aggressive growth characteristics.

Equity securities in which the Fund may invest include, without limitation, common stocks, including those that pay dividends or other distributions, securities that are convertible into common stocks or other equity securities, depositary receipts or shares, warrants, rights, real estate investment trusts, partnership securities, and other securities with equity characteristics as further described in this Prospectus. The fixed or variable income securities in which the Fund may invest include, without limitation, corporate bonds (including high-yield bonds), preferred stocks, trust-preferred securities, Treasury securities, U.S. government agency securities, asset-backed securities, and other income-producing investments as further described in this Prospectus. The Fund is not required to seek current income or to maintain any portion of its total assets in fixed or variable income securities.

The investment adviser may reduce or sell a Fund's investments in portfolio securities if, in the opinion of the investment adviser, a security's fundamentals change substantially, its price appreciation leads to overvaluation in relation to the investment adviser's estimates of future earnings and cash flow growth, the company appears unlikely to realize its growth potential or current income potential, more attractive investment opportunities appear elsewhere or for other reasons.

The Fund may invest without limitation in foreign securities further described in this Prospectus depending on market conditions. These securities may be traded in the U.S. or in foreign markets, and may be economically tied to emerging markets. The investment adviser generally selects foreign securities on a security-by-security basis based primarily on considerations such as growth potential rather than geographic location or similar considerations.

The investment adviser has discretion to hedge exposures to currencies, markets, interest rates and any other variables that could potentially affect returns to investors. The Fund may use derivative investments or instruments such as futures, options, swaps, or forward currency contracts to attempt to hedge the Fund's portfolio, or to serve other investment purposes as discussed further in this Prospectus under "More Information about the Funds." The Fund is not intended as a vehicle for investing substantially in derivatives, and tends to hold such investments only infrequently. The Fund is not required to hedge its investments and historically has rarely done so.

## PRINCIPAL INVESTMENT RISKS

Your investment in the Fund is not guaranteed by any agency or program of the U.S. government or by any other person or entity, and **you could lose money investing in the Fund**. The Fund's share price and total return will fluctuate. You should consider your own investment goals, time horizon and risk tolerance before investing in the Fund. The principal risks associated with an investment in the Fund include the following:

**Equity Securities, Markets, and Investment Risks Generally.** The Fund is subject to the broad risks associated with investing in equity securities markets generally, including, without limitation, the risks that the securities and markets in which the Fund invests may experience volatility and instability, that domestic and global economies and markets may undergo periods of cyclical change and decline, that investors may at times avoid investments in equity securities, and that the investment adviser may select investments for the Fund that do not perform as anticipated.

**Foreign Investment Risk.** Investments in foreign securities generally, and emerging markets in particular, may be riskier than U.S. investments for a variety of reasons such as, without limitation, unstable international, political and economic conditions, currency fluctuations, foreign controls on investment and currency exchange, foreign governmental control of some issuers, potential confiscatory taxation or nationalization of companies by foreign governments, sovereign solvency considerations, withholding taxes, a lack of adequate company information, less liquid and more volatile exchanges and/or markets, ineffective or detrimental government regulation, varying accounting standards, political or economic factors that may severely limit business activities, legal systems or market practices that may permit inequitable treatment of minority and/or non-domestic investors, immature economic structures, and less developed and more thinly-traded securities markets.

**Currency Risk.** The performance of the Fund may be materially affected positively or negatively by foreign currency strength or weakness relative to the U.S. dollar, particularly if the Fund invests a significant percentage of its assets in foreign securities or other assets denominated in currencies not tightly pegged to the U.S. dollar.

**Credit Risk.** The Fund could lose money if the issuer of a fixed or variable income security cannot meet its financial obligations and defaults or goes bankrupt.

**Interest Rate Risk.** The value of investments in fixed or variable income securities may fall substantially if interest rates rise.

**High-Yield Risk.** High-yield corporate debt securities with credit ratings that are below investment grade (also often referred to as "junk bonds") may be subject to potentially higher risks of default and greater volatility than other debt securities. These and other risks are discussed in more detail later in this Prospectus and in the Fund's Statement of Additional Information.

## MARSICO FLEXIBLE CAPITAL FUND

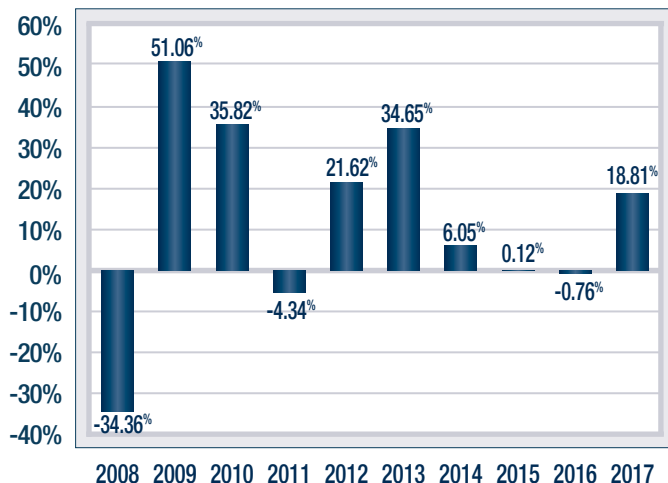
**Sector Risk.** While the Fund does not have a principal investment strategy to focus its investments in any particular sector, the Fund from time to time may have significant exposure to one or more sectors, and in those circumstances would be subject to risks associated with those sectors. These include the risk that the stocks of multiple companies within a sector could simultaneously decline in price because of an event that affects the entire sector.

### PERFORMANCE

The following bar chart and table provide some indication of the risk of investing in the Fund. The bar chart shows changes in the Fund's performance from calendar year to year for the past ten years, together with the best and worst quarters during that time. The table shows how the Fund's average annual returns (before and after taxes) for the periods of one year, five years, ten years, and since inception, compared to those of a broad-based securities market index. All presentations assume reinvestment of dividends and distributions. As with all mutual funds, past performance (before and after taxes) is not necessarily an indication of future results.

You can obtain updated performance information on our website at [marsicofunds.com](http://marsicofunds.com), or by calling **888-860-8686**.

**CALENDAR YEAR TOTAL RETURNS**



Best Quarter (06/30/09): 25.04%  
 Worst Quarter (12/31/08): -19.56%

### AVERAGE ANNUAL TOTAL RETURNS

(for periods ended 12/31/17)

	One Year	Five Years	Ten Years	Since Inception (12/29/06)
Return Before Taxes	18.81%	11.01%	10.20%	10.63%
Return After Taxes on Distributions*	15.49%	8.02%	8.42%	8.80%
Return After Taxes on Distributions and Sale of Fund Shares*	13.37%	8.26%	8.07%	8.41%
S&P 500 Index (reflects no deduction for fees, expenses or taxes)	21.83%	15.79%	8.50%	8.22%

\* After-tax returns are calculated using the historical highest individual federal marginal income tax rates currently in effect and do not reflect the impact of state and local taxes. Your actual after-tax returns will depend on your tax situation and may differ from those shown. After-tax returns shown are not relevant to investors who hold their Fund shares through tax-deferred arrangements, such as 401(k) plans or individual retirement accounts.

### MANAGEMENT

**Investment Adviser:** Marsico Capital Management, LLC

**Portfolio Managers:** Jordon Laycob has managed the Fund since July 2012.

### OTHER IMPORTANT INFORMATION REGARDING FUND SHARES

For important information about the purchase and sale of Fund shares, tax information, and payments to broker-dealers and other financial intermediaries, please turn to the "Summary of Other Important Information Regarding Fund Shares" section of this Prospectus.

**INVESTMENT OBJECTIVE**

The Marsico Global Fund’s goal is to seek long-term growth of capital.

**FEES AND EXPENSES OF THE FUND**

This table describes the fees and expenses that you may pay if you buy and hold shares of the Fund.

**Shareholder Fees** (fees paid directly from your investment)

Redemption Fee	None
----------------	------

**Annual Fund Operating Expenses** (expenses that you pay each year as a percentage of the value of your investment)

Management Fee	0.80%
Distribution and Service (12b-1) Fees	0.25%
Other Expenses	0.75%
Total Annual Fund Operating Expenses <sup>(1)(2)</sup>	1.80%
Fee Waiver and/or Expense Reimbursement <sup>(1)</sup>	0.30%
Net Expenses <sup>(1)(2)</sup>	1.50%

<sup>(1)</sup> The investment adviser has entered into a written expense limitation and fee waiver agreement under which it has agreed to limit the total expenses of the Fund (excluding taxes, interest, acquired fund fees and expenses, litigation, extraordinary expenses, brokerage and other transaction expenses relating to the purchase or sale of portfolio investments) to an annual rate of 1.50% of the Fund’s average net assets until January 31, 2019. This expense limitation and fee waiver agreement may be terminated by the investment adviser at any time after January 31, 2019 upon 15 days prior notice to the Fund and its administrator. The investment adviser may recoup from the Fund fees previously waived or expenses previously reimbursed by the investment adviser with respect to that Fund pursuant to this agreement (or a previous expense limitation agreement) if: (1) such recoupment by the investment adviser does not cause the Fund, at the time of recoupment, to exceed the lesser of (a) the expense limitation in effect at the time the relevant amount was waived and/or reimbursed, or (b) the expense limitation in effect at the time of the proposed recoupment, and (2) the recoupment is made within three years after the fiscal year end date as of which the amount to be waived or reimbursed was determined and the waiver or reimbursement occurred.

<sup>(2)</sup> Total Annual Fund Operating Expenses do not correlate to the “ratio of expenses to average net assets” provided in the Financial Highlights. The information in the Financial Highlights does not include the restatement of the expense limitation and fee waiver agreement amount applicable to the Fund for the entire fiscal year. The impact of the reduced expense limitation is reflected in the Fee Waiver and/or Expense Reimbursement and Net Expenses line items above.

**Example**

This example is intended to help you compare the cost of investing in the Fund with the cost of investing in other mutual funds. This example assumes that you invest \$10,000 in the Fund for the time periods indicated and then redeem all of your shares at the end of those periods. The example also assumes that your investment has a 5% return each year and that the Fund’s operating expenses remain the same (except that the example reflects the current expense limitation for the one-year period and the first year of each additional period). Although your actual costs may be higher or lower, based on these assumptions your costs would be:

One Year	\$	153
Three Years	\$	537
Five Years	\$	947
Ten Years	\$	2,091

**Portfolio Turnover**

The Fund generally pays transaction costs, such as brokerage commissions, when it buys and sells securities (or “turns over” its portfolio). A higher portfolio turnover rate may indicate higher transaction costs and may result in higher taxes when Fund shares are held in a taxable account. These costs, which are not reflected in annual fund operating expenses or in the example above, affect the Fund’s performance. During the most recent fiscal year, the Fund’s portfolio turnover rate was 79% of the average value of its portfolio.

**PRINCIPAL INVESTMENT STRATEGIES**

The Marsico Global Fund is a “diversified” portfolio and invests primarily in the common stocks of U.S. and foreign companies that are selected for their long-term growth potential. The Fund may invest in an unlimited number of companies of any size that are economically tied to any countries or markets throughout the world, including securities of companies economically tied to emerging markets. Under normal market conditions, the Fund will invest significantly (generally, at least 40% of its net assets) in the securities of issuers organized or located outside the U.S. or doing business outside the U.S. or other foreign securities further described in this Prospectus (unless market conditions are not deemed favorable by the investment adviser to the Fund, Marsico Capital Management, LLC (see “Management” below), in which case the Fund generally will invest at least 30% of its assets in such foreign securities). The Fund will invest its assets in various regions and countries, including the U.S., that encompass not less than three different countries overall.

In selecting investments for the Fund, the investment adviser uses an approach that emphasizes the selection of what the investment adviser believes are stocks of high-quality companies with compelling potential for long-term capital appreciation. The investment approach combines “top-down” macro-economic analysis with “bottom-up” company and security analysis. The “top-down” approach generally considers certain macro-economic factors to formulate the strategic backdrop for security selection. These factors may include, without limitation, interest rates, inflation, monetary policy, fiscal policy, trade policy, currency movements, demographic trends, the regulatory environment, and the global competitive landscape. The investment adviser may also examine other factors that may include, without limitation, the most attractive global investment opportunities, sector and industry trends, industry consolidation, and the sustainability of financial trends. Through this “top-down” analysis, the investment adviser seeks to create a strategic backdrop for actual portfolio construction by identifying sectors, industries and companies that may benefit from the overall trends the investment adviser has observed.

In the bottom-up analysis, the investment adviser looks for individual companies or securities (including, without limitation, equity securities and fixed or variable income securities) that are expected to offer earnings growth potential that may not be recognized by the market at large. In determining whether a particular company or security may be a suitable investment, the investment adviser may focus on any of a number of different attributes that may include, without limitation, the company’s specific market expertise or dominance; its market-share position, franchise durability, and pricing power; solid fundamentals (e.g., a strong balance sheet, improving profit



## MARSICO GLOBAL FUND

margins and returns on equity, the ability to generate free cash flow, apparent use of conservative accounting standards, and transparent financial disclosure); strong and ethical management; commitment to shareholder interests; reasonable current valuations in the context of projected growth rates and peer group comparisons; current income; and other positive transformational catalysts or indications that a company or security may be an attractive investment prospect. This process is called “bottom-up” company and security analysis.

As part of this fundamental, “bottom-up” research, the investment adviser may visit a company’s management, and conduct other research to gain thorough knowledge of the company. The investment adviser also may prepare detailed earnings and cash flow models of companies.

The core investments of the Fund (i.e., the primary investments held by the Fund over time) generally may include established companies and securities that are expected to offer long-term growth potential. However, the Fund’s portfolio also may typically include securities of less mature companies, securities with more aggressive growth characteristics, and securities of companies undergoing positive, transformational change in their business model, such as, without limitation, the introduction of a new product, the appointment of a new management team, or a merger or acquisition.

The investment adviser may reduce or sell the Fund’s investments in portfolio securities if, in the opinion of the investment adviser, a security’s fundamentals change substantially, its price appreciation leads to overvaluation in relation to the investment adviser’s estimates of future earnings and cash flow growth, the company appears unlikely to realize its growth potential or current income potential, more attractive investment opportunities appear elsewhere or for other reasons.

The investment adviser has discretion to hedge exposures to currencies, markets, interest rates and any other variables that could potentially affect returns to investors. The Fund may use derivative investments or instruments such as futures, options, swaps, or forward currency contracts to attempt to hedge the Fund’s portfolio, or to serve other investment purposes as discussed further in this Prospectus under “More Information about the Funds.” The Fund is not intended as a vehicle for investing substantially in derivatives, and tends to hold such investments only infrequently. The Fund is not required to hedge its investments and historically has rarely done so.

### PRINCIPAL INVESTMENT RISKS

Your investment in the Fund is not guaranteed by any agency or program of the U.S. government or by any other person or entity, and **you could lose money investing in the Fund.** The Fund’s share price and total return will fluctuate. You should consider your own investment goals, time horizon and risk tolerance before investing in the Fund. The principal risks associated with an investment in the Fund include the following:

**Equity Securities, Markets, and Investment Risks Generally.** The Fund is subject to the broad risks associated with investing in equity securities markets generally, including, without limitation, the risks that the securities and markets in which the Fund invests may experience volatility and instability, that domestic and global economies and markets may undergo periods of cyclical change and decline, that investors may

at times avoid investments in equity securities, and that the investment adviser may select investments for the Fund that do not perform as anticipated.

**Foreign Investment Risk.** Investments in foreign securities generally, and emerging markets in particular, may be riskier than U.S. investments for a variety of reasons such as, without limitation, unstable international, political and economic conditions, currency fluctuations, foreign controls on investment and currency exchange, foreign governmental control of some issuers, potential confiscatory taxation or nationalization of companies by foreign governments, sovereign solvency considerations, withholding taxes, a lack of adequate company information, less liquid and more volatile exchanges and/or markets, ineffective or detrimental government regulation, varying accounting standards, political or economic factors that may severely limit business activities, legal systems or market practices that may permit inequitable treatment of minority and/or non-domestic investors, immature economic structures, and less developed and more thinly-traded securities markets.

**Currency Risk.** The performance of the Fund may be materially affected positively or negatively by foreign currency strength or weakness relative to the U.S. dollar, particularly if the Fund invests a significant percentage of its assets in foreign securities or other assets denominated in currencies not tightly pegged to the U.S. dollar. Changes in foreign currency exchange rates will affect the value of the Fund’s securities and the price of the Fund’s shares. Generally, when the value of the U.S. dollar rises relative to another currency of a foreign country, an investment in an issuer whose securities are denominated in that country’s currency (or whose business is conducted principally in that country’s currency) loses value, because that currency is worth fewer U.S. dollars. Devaluation of a currency by a country’s government or banking authority also may have a significant impact on the value of any investments denominated in that currency. The risk that these events could occur may be heightened in emerging markets. The Fund generally purchases or sells foreign currencies when it purchases or sells securities denominated in those currencies, and may make other investments in foreign currencies for hedging purposes, or to serve other investment purposes. Currency markets generally are not as regulated as securities markets.

**Sector Risk.** While the Fund does not have a principal investment strategy to focus its investments in any particular sector, the Fund from time to time may have significant exposure to one or more sectors, and in those circumstances would be subject to risks associated with those sectors. These include the risk that the stocks of multiple companies within a sector could simultaneously decline in price because of an event that affects the entire sector.

These and other risks (including risks associated with fixed and variable income securities) are discussed in more detail later in this Prospectus and in the Fund’s Statement of Additional Information.

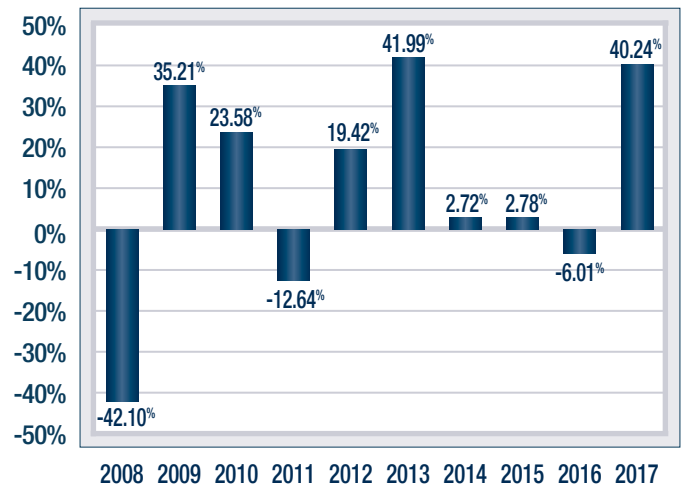
MARSICO GLOBAL FUND

**PERFORMANCE**

The following bar chart and table provide some indication of the risk of investing in the Fund. The bar chart shows changes in the Fund's performance from calendar year to year for the past ten years, together with the best and worst quarters during that time. The table shows how the Fund's average annual returns (before and after taxes) for the periods of one year, five years, ten years and since inception, compared to those of a broad-based securities market index. All presentations assume reinvestment of dividends and distributions. As with all mutual funds, past performance (before and after taxes) is not necessarily an indication of future results.

You can obtain updated performance information on our website at [marsicofunds.com](http://marsicofunds.com), or by calling 888-860-8686.

**CALENDAR YEAR TOTAL RETURNS**



Best Quarter (06/30/09): 22.11%  
 Worst Quarter (12/31/08): -23.34%

**AVERAGE ANNUAL TOTAL RETURNS**

(for periods ended 12/31/17)

	One Year	Five Years	Ten Years	Since Inception (06/29/07)
Return Before Taxes	40.24%	14.59%	7.15%	8.66%
Return After Taxes on Distributions*	37.37%	12.17%	5.96%	7.45%
Return After Taxes on Distributions and Sale of Fund Shares*	25.06%	11.28%	5.56%	6.84%
Morgan Stanley Capital International All Country World Index (reflects no deduction for fees, expenses or taxes)	23.97%	10.80%	4.65%	4.58%

\* After-tax returns are calculated using the historical highest individual federal marginal income tax rates currently in effect and do not reflect the impact of state and local taxes. Your actual after-tax returns will depend on your tax situation and may differ from those shown. After-tax returns shown are not relevant to investors who hold their Fund shares through tax-deferred arrangements, such as 401(k) plans or individual retirement accounts.

**MANAGEMENT**

**Investment Adviser:** Marsico Capital Management, LLC

**Portfolio Manager:** Thomas F. Marsico, Chief Investment Officer of Marsico Capital Management, LLC, has managed the Fund since its inception in June 2007.

**OTHER IMPORTANT INFORMATION REGARDING FUND SHARES**

For important information about the purchase and sale of Fund shares, tax information, and payments to broker-dealers and other financial intermediaries, please turn to the "Summary of Other Important Information Regarding Fund Shares" section of this Prospectus.

## SUMMARY OF OTHER IMPORTANT INFORMATION REGARDING FUND SHARES

### PURCHASE AND SALE OF FUND SHARES

You may purchase or redeem shares of a Fund on any day that the New York Stock Exchange is open for trading, subject to certain restrictions described under the **Shareholder Information** section of this Prospectus. Purchases and redemptions may be made by mailing an application or redemption request to Marsico Funds c/o UMB Fund Services, Inc., P.O. Box 3210, Milwaukee, WI 53201-3210, by calling 888-860-8686 or by visiting the Marsico Funds website at [marsicofunds.com](http://marsicofunds.com).

### MINIMUM INVESTMENT AMOUNTS

	Initial	Additional
Regular accounts	\$2,500	\$100
Traditional IRAs and IRA Rollovers	1,000	100
Spousal IRAs	500	100
Roth IRAs	1,000	100
SEP-IRAs	500	100
Gifts to minors	500	50
Automatic Investment Plans	1,000	50

### TAX INFORMATION

Each Fund intends to make distributions to its shareholders on an annual basis to the extent that it has income or gains to distribute. Distributions may be taxed to its shareholders as ordinary income or capital gains unless you are investing through a tax-deferred arrangement, such as 401(k) plans or an individual retirement account.

### PAYMENTS TO BROKER-DEALERS AND OTHER FINANCIAL INTERMEDIARIES

Each Fund makes payments to certain select financial intermediaries when shares of the Fund are purchased through such intermediaries. Accordingly, if you purchase a Fund through a broker-dealer or other financial intermediary (such as a bank), the Fund may pay the intermediary from the Fund's assets, or the investment adviser and/or a Fund's distributor may pay the intermediary out of their own funds and not as an expense of a Fund, for the sale of Fund shares and related services. These payments may create a conflict of interest by influencing the broker-dealer or other financial intermediary to recommend a Fund over another investment. Consult with your financial intermediary or visit its website for more information.

## ADDITIONAL INFORMATION ABOUT INVESTMENT OBJECTIVES, STRATEGIES AND RISKS

**THE FUNDS' OBJECTIVES** may be changed by the Board of Trustees without shareholder approval. A Fund would seek to provide to its shareholders advance written notice of any material changes to the Fund's objectives.

**A WORD ABOUT THE FUNDS:** The Funds are mutual funds, which are pooled investment vehicles that are professionally managed and that give you the opportunity to participate in financial markets. The Funds strive to reach their stated goals, although no assurances can be given that they will achieve those goals. Investments in the Funds are not bank deposits and are not insured by the Federal Deposit Insurance Corporation ("FDIC") or any other government agency or program. The Funds do not represent complete investment programs. Your investment in the Funds is not guaranteed, and you could lose money by investing in the Funds.

A statement of the investment objective and principal investment strategies and risks of each Fund is set forth above in the Fund Summaries. Set forth below is additional information about such investment strategies and risks that apply to each Fund or to certain Funds as noted below:

- Each Fund may invest without limitation in foreign securities based in or otherwise economically tied to foreign countries, as defined in "Some Defined Terms" below. As described in the Fund Summaries above, the International Opportunities Fund invests primarily (at least 65% of its total assets) in foreign securities. The Global Fund invests significantly (generally at least 40% of its net assets) in foreign securities, unless market conditions are not deemed favorable by the investment adviser, Marsico Capital Management, LLC ("Marsico Capital" or "Adviser"), in which case the Global Fund generally will invest at least 30% of its assets in foreign securities. Foreign securities may be traded in the U.S. (including as American Depositary Receipts ("ADRs")) or in foreign markets or both, and may be economically tied to emerging markets. Foreign securities may be bought and sold in a foreign currency that the Fund may or may not also hold. The Adviser generally selects foreign securities based primarily on considerations such as growth potential rather than geographic location or similar considerations.
- Under normal market conditions, each Fund may invest up to 10% (40% with regard to the Flexible Capital Fund) of its total assets in various types of fixed income securities or variable income securities. Investments in certain categories of income securities will be further limited as follows: (i) high-yield securities (also often referred to as "junk bonds"), which may be subject to potentially higher risks of default and greater volatility than other debt securities, will not exceed 5% (25% with regard to the Flexible Capital Fund) of a Fund's total assets, and (ii) mortgage and asset-backed securities will not exceed 5% (10% with regard to the Flexible Capital Fund) of a Fund's total assets. Seeking current income is generally not a primary consideration in selecting securities for the Funds, although it may be a consideration for the Flexible Capital Fund. Neither the Flexible Capital Fund nor any other Fund is required to maintain any portion of its total assets in fixed or variable income securities.
- The Funds may invest in derivative investments or similar instruments. Some types of derivatives that may be used include, without limitation, forward currency contracts, exchange-traded funds (whether or not considered derivatives), purchased or written put or call options on securities or indices, structured notes or synthetic securities linked to particular equity or debt exposures, futures contracts, options on futures, swaps, and other investments deemed commodity interests. Derivatives may be used for hedging purposes, or to serve other investment purposes such as, without limitation, to increase exposure to certain investments, asset classes, or markets. The Funds are not intended as vehicles for investing substantially in derivatives or commodity interests or other instruments, and tend to hold such investments only infrequently. The Adviser has discretion to hedge exposures to currencies, markets, interest rates and any other variables that could potentially affect returns to investors. The Adviser, however, is not required to hedge the portfolios of the Funds and historically has rarely done so.
- Each Fund may invest up to 15% of its net assets in illiquid securities, which are securities that cannot reasonably be expected to be sold or disposed of in current market conditions in seven calendar days or less without the sale or disposition significantly changing the market value of the investment.
- The Funds may also invest in the securities of other investment companies ("acquired funds"), including exchange traded-funds, to the extent permitted by the Investment Company Act of 1940, as amended (the "1940 Act"). A Fund may invest in other investment companies for a variety of reasons such as, without limitation, to manage cash, to seek current income, or to gain exposure to investments in particular sectors, industries, markets, or countries. To the extent that a Fund invests in other investment companies, that Fund will indirectly bear its proportionate share of any acquired fund fees and expenses (such as operating expenses and advisory fees) that are paid by the investment companies in which it invests. These expenses would be in addition to the advisory and other expenses that the Fund bears in connection with its own operations.
- The Funds may at any time hold or invest in cash or cash-equivalents, money market securities, U.S. government obligations, short-term debt securities, high-grade commercial paper, certificates of deposit, repurchase agreements and other investments such as options, futures, short sales of any security or instrument, and forward currency contracts, in amounts that the Adviser deems appropriate for purposes including, without limitation, to facilitate investment strategies, preserve capital, meet redemption requests, or meet other Fund objectives or obligations. Under adverse market conditions or in the event of exceptional redemption requests, any Fund may temporarily invest up to all of its assets in such cash or cash-equivalents and related instruments identified in the previous sentence. This may result in a Fund's failure to achieve its investment goal during such a period.

## MORE INFORMATION ABOUT THE FUNDS

- The Funds may invest in securities issued by federal agencies or government-sponsored enterprises (“GSEs”). These entities generally are private corporations chartered or created by an Act of Congress to assist in lowering the costs of certain types of borrowings such as mortgages or student loans. Regarding certain securities issued by these entities (such as debt securities or mortgage-backed securities issued by Freddie Mac, Fannie Mae, and the Federal Home Loan Banks), you should be aware that although the issuer may be chartered or sponsored by an Act of Congress, the issuer is not funded by Congressional appropriations, and its debt and equity securities are not guaranteed or insured by the U.S. government or any other government agency or program. Without a more explicit commitment, there can be no assurance that the U.S. government will provide financial support to such issuers or their securities. Mortgage-backed securities and other securities issued by participants in housing finance and real estate-related markets have experienced extraordinary weakness and volatility at times, such as during the 2007-2009 financial crisis.

### SOME DEFINED TERMS

**DIVERSIFIED VERSUS NON-DIVERSIFIED** status concerns the number and size of the positions that mutual fund portfolios can take in securities of different issuers. All mutual funds must elect to be either “diversified” or “non-diversified.” In general, a “diversified” portfolio may not invest, with respect to 75% of its total assets, more than 5% of its total assets in the securities of any one issuer, measured at the time of purchase (or instead on a quarterly basis). In contrast, a “non-diversified” portfolio, such as the Focus Fund, may not invest, with respect to 50% of its total assets, more than 5% of its total assets in the securities of any one issuer, measured at the end of each fiscal quarter. As a result, a “non-diversified” portfolio may hold fewer securities than a diversified fund because it has the ability to invest a greater percentage of its assets in a smaller number of issuers compared to a “diversified” portfolio.

None of the Funds may invest more than 25% of its total assets in a single issuer (other than U.S. government securities) and none of the Funds may own more than 10% of the outstanding voting shares of any one issuer.

**EMERGING MARKETS** are countries listed in the Morgan Stanley Capital International (MSCI) Emerging Markets Index as well as those the Adviser considers to have an emerging market economy or frontier market economy, based on factors such as the development of the country’s financial and capital markets, its political and economic stability, level of industrialization, trade initiatives, per capita income, gross national product, credit rating, or other factors that the Adviser believes to be relevant.

**EMERGING MARKET SECURITIES** are securities of issuers economically tied to emerging markets. All of the Funds may invest in emerging market securities. Examples of emerging market securities that may be held by the Funds include, without limitation, equity or debt securities or other instruments issued by foreign governments or quasi-governmental entities of emerging markets, as well as the equity or debt securities of companies principally

traded in emerging markets. Emerging market securities also may include the equity or debt securities of an issuer organized under the laws of or maintaining a principal office or principal place(s) of business in emerging markets, and securities of companies that derive or are currently expected to derive 50% or more of their total sales, revenues, profits, earnings, growth, or another measure of economic activity from business in emerging markets, or that maintain or are currently expected to maintain 50% or more of their employees, assets, investments, operations, or other business activity in emerging markets, or securities that otherwise significantly expose a Fund’s assets to the economic fortunes and risks of emerging markets. The Adviser may consider an issuer to be economically tied to emerging markets even though it may be based in a developed market such as the United States. In addition to or as an alternative to trading in non-U.S. markets, the securities of some emerging market companies may be listed or traded on U.S. securities exchanges or other U.S. markets as U.S.-listed foreign securities, ADRs, or otherwise.

**FIXED INCOME SECURITIES** are income-producing securities that pay a specified rate of return. Such securities generally include, without limitation, short- and long-term debt such as bills, notes, and bonds issued by governments (which may include U.S. government securities as well as the obligations of foreign governments and governments of emerging market countries), government agency debt, debt of quasi-governmental entities, corporate debt, or municipal debt obligations that pay a specified rate of interest or coupons for a specified period of time, preferred stock that pays fixed dividends, high-yield securities, and other securities that pay fixed yields or a specified rate of return and are generally not convertible into equity securities. Although convertible bonds, convertible preferred stocks, and other securities convertible into equity securities may have some attributes of income securities or debt securities, the Funds generally treat such securities as equity securities.

**FOREIGN SECURITIES** are securities of issuers that are based in or otherwise economically tied to foreign countries, as further described below. As a general matter, emerging market securities also will be foreign securities. Although all of the Funds may invest without limitation in foreign securities depending on market conditions, the International Opportunities Fund invests primarily (no less than 65% of its total assets) in foreign securities. The Global Fund invests significantly (generally, at least 40% of its net assets) in foreign securities (unless market conditions are not deemed favorable by the Adviser, in which case the Global Fund generally will invest at least 30% of its assets in foreign securities). Examples of foreign securities that may be held by the Funds include, without limitation, equity or debt securities or other instruments issued by foreign governments or quasi-governmental entities, and the equity or debt securities of companies principally traded on non-U.S. securities markets, including securities traded in a foreign country as European Depositary Receipts (“EDRs”), Global Depositary Receipts (“GDRs”) or otherwise. Foreign securities also may include the equity or debt securities of companies organized outside of the U.S. or with a principal office or place(s) of business outside the U.S., and securities of companies that derive or are currently expected to derive 50% or more of their total sales, revenues, profits, earnings, growth, or

another measure of economic activity from business outside the U.S., or that maintain or are currently expected to maintain 50% or more of their employees, assets, investments, operations, or other business activity outside the U.S., or securities that otherwise significantly expose a Fund's assets to the economic fortunes and risks of countries outside the U.S. In addition to or as an alternative to trading in non-U.S. markets, some foreign securities may be listed or traded on U.S. securities exchanges or other U.S. markets as U.S.-listed foreign securities, ADRs, or otherwise.

**HIGH-YIELD BONDS** (also often referred to as "junk bonds") are corporate debt securities that may be subject to potentially higher risks of default and greater volatility than other debt securities, including risks that the issuer may not be able to meet its obligation to repay principal or pay interest. For this reason, high-yield bonds are given low to medium credit ratings by rating agencies such as Moody's (Ba and lower) and S&P Global Ratings (BB and lower) that are generally below the ratings given to investment-grade corporate bonds, and high-yield bonds are considered to be more speculative in nature than higher-quality fixed income securities. The Funds will not purchase corporate debt securities that are rated lower than C by rating agencies at the time of purchase, but will not be required to dispose of a debt security if it has a rating of C or higher at the time of purchase but is downgraded below this level after the time of purchase.

**INVESTMENT COMPANIES** are companies that are engaged primarily in the business of investing in securities, or that hold a large proportion of their assets in the form of investment securities. The Funds themselves are investment company portfolios. Other investment companies in which the Funds may invest, to the extent permitted by the 1940 Act, may include, without limitation, money market funds or other open-end investment companies, exchange-traded funds, closed-end funds or business development companies, other U.S.-registered or foreign-registered investment companies, and other U.S. or foreign companies that are not registered as investment companies but may be viewed as investment companies because of the nature of their businesses or assets.

**MARKET CAPITALIZATION** is the total market value of a company's outstanding equity shares, and is generally calculated by multiplying the number of shares outstanding by the stock market price of each share of the company. Stocks of publicly traded companies are often classified according to market capitalization such as large-capitalization (or "large-cap"), medium-capitalization (or "mid-cap"), or small-capitalization (or "small-cap") companies. There are no official definitions of these classifications, and market interpretations of the sizes of companies that may fit within these classifications typically vary and change over time. Large-cap companies typically may include companies of sizes similar to those found in the S&P 500 Index. Mid-cap companies typically may include companies of sizes similar to those found in the Russell Midcap Index. Small-cap companies typically may include companies of sizes similar to those found in the Russell 2000 Index.

**MORTGAGE- AND ASSET-BACKED SECURITIES** represent interests in a pool of mortgages or other debt, such as car loans. Mortgage-backed and other asset-backed securities have been subject to weakness and volatility at times, such as during the 2007-2009 financial crisis. These securities present a number of potential risks, including the risk that borrowers may fail to repay principal or pay interest. The value of asset-backed securities, including mortgage-backed securities, can decline sharply when changing circumstances such as falling home prices, a weakening economy, or other factors adversely affect borrowers' ability to repay loans that back such securities. These securities also involve prepayment risk, which is the risk that the underlying mortgages or other debt may be refinanced or paid off prior to their maturities. Under these circumstances, a Fund may be unable to recoup all of its initial investment, or may receive a lower-than-expected yield and may need to reinvest in lower yielding securities.

**PUBLICLY TRADED PARTNERSHIPS/MASTER LIMITED PARTNERSHIPS** are limited partnerships or limited liability companies (together referred to as "MLPs") that may be publicly traded on stock exchanges or markets such as the New York Stock Exchange ("NYSE"), NYSE Arca, Inc. and NASDAQ. At times MLPs may offer relatively high yields compared to common stocks. Because MLPs are generally treated as partnerships or similar limited liability "pass-through" entities for tax purposes, they do not ordinarily pay income taxes, but pass their earnings on to unit holders (except in the case of some publicly traded firms that may be taxed as corporations). For tax purposes, a portion of the distributions received by unit holders from an MLP may be treated as a return of capital. Distributions treated as a return of capital would generally lower the cost basis of the units or shares owned by unit holders. As a result, unit holders may effectively defer taxation on the receipt of some distributions until they sell their units. These tax consequences may differ for different types of entities.

**REAL ESTATE INVESTMENT TRUSTS ("REITs")** are pooled investment vehicles that invest primarily in income-producing real estate or real estate-related loans or interests. REITs generally invest in the ownership or financing of real estate projects such as land or buildings, or real estate-related securities such as mortgage-backed securities, or the funding of real estate ventures. REITs are also subject to unique federal tax requirements. A REIT that fails to comply with federal tax requirements affecting REITs may be subject to federal income taxation, which may affect the value of the REIT. To qualify as a REIT for tax purposes, a REIT is required to pay (and typically pays) dividends of substantially all of the REIT's net income in each taxable year. Although securities issued by REITs may have some attributes of income securities or debt securities, the Funds generally treat such securities as equity securities. To the extent a Fund invests in REITs, the Fund will indirectly bear its proportionate share of any expenses (such as operating expenses and advisory fees) paid by the REITs in which it invests.

**VARIABLE INCOME SECURITIES** are certain types of income securities that may provide for rates of interest that can vary, or for coupon payment features that would provide a variable rate of return.

## THE INVESTMENT SELECTION PROCESS USED BY THE FUNDS

**In selecting investments for the Funds, the Adviser uses an approach that emphasizes the selection of what the Adviser believes are stocks of high-quality companies with compelling potential for long-term capital appreciation. The investment approach combines “top-down” macro-economic analysis with “bottom-up” company and security analysis.**

- As part of its “top-down” investment approach, the Adviser generally considers certain macro-economic factors to formulate the strategic backdrop for security selection. These factors may include, without limitation, interest rates, inflation, monetary policy, fiscal policy, trade policy, currency movements, demographic trends, the regulatory environment, and the global competitive landscape. The Adviser may also examine other factors that may include, without limitation, the most attractive global investment opportunities, sector and industry trends, industry consolidation, and the sustainability of financial trends. Through this “top-down” analysis, the Adviser seeks to create a strategic backdrop for actual portfolio construction by identifying sectors, industries and companies that may benefit from the overall trends the Adviser has observed.
- In the bottom-up analysis, the Adviser looks for individual companies or securities that are expected to offer earnings growth potential that may not be recognized by the market at large. In determining whether a particular company or security may be a suitable investment, the Adviser may focus on any of a number of different attributes that may include, without limitation, the company’s specific market expertise or dominance; its market-share position, franchise durability, and pricing power; solid fundamentals (e.g., a strong balance sheet, improving profit margins and returns on equity, the ability to generate free cash flow, apparent use of conservative accounting standards, and transparent financial disclosure); strong and ethical management; commitment to shareholder interests; reasonable current valuations in the context of projected growth rates and peer group comparisons; current income; and other positive transformational catalysts or indications that a company or security may be an attractive investment prospect. This process is called “bottom-up” company and security analysis.
- As part of this fundamental, “bottom-up” research, the Adviser may visit a company’s management, and conduct other research to gain thorough knowledge of the company. The Adviser also may prepare detailed earnings and cash flow models of companies. These models may assist the Adviser in projecting potential earnings growth, current income and other important company financial characteristics under different scenarios. Each model is typically customized to follow a particular company and is generally intended to replicate and describe a company’s past, present and potential future performance. The models may include quantitative information and detailed narratives that reflect updated interpretations of corporate data and company and industry developments.
- Primarily with regard to the Flexible Capital Fund, in addition to the approach discussed above, the Adviser may consider whether a particular security or other investment potentially offers current income. Neither the Flexible Capital Fund nor any other Fund is required to seek current income or to maintain any portion of its total assets in fixed or variable income securities. Likewise, neither the Flexible Capital Fund nor any other Fund will necessarily have any income to distribute at any given time, and no Fund is required to make regular distributions (except insofar as mutual funds distribute income and capital gains annually to address tax considerations).
- The Adviser may reduce or sell a Fund’s investments in portfolio securities if, in the opinion of the Adviser, a security’s fundamentals change substantially, its price appreciation leads to overvaluation in relation to the Adviser’s estimates of future earnings and cash flow growth, the company appears unlikely to realize its growth potential or current income potential, more attractive investment opportunities appear elsewhere or for other reasons.
- The core investments of the Funds (i.e., the primary investments held by the Funds over time) generally may include established companies and securities that are expected to offer long-term growth potential. However, the Funds’ portfolios also may typically include securities of less mature companies, securities with more aggressive growth characteristics, and securities of companies undergoing positive, transformational change in their business model, such as, without limitation, the introduction of a new product, the appointment of a new management team, or a merger or acquisition. Multiple Funds may hold positions in the same or similar securities at times.
- The core investments of the Flexible Capital Fund (i.e., the primary investments held by the Fund over time) also may include, without limitation, companies and securities like those discussed in the previous paragraph, as well as securities of companies that may be experiencing a significant positive transformation or a favorable catalyst impacting their potential growth, may be underappreciated by other investors, may be trading at compelling valuations in light of their potential growth, or may offer current income, or other securities or investments further described in the Fund Summary.
- Although the Funds seek long-term growth of capital, the Funds may at times invest in certain securities or other investments for relatively short periods of time. Such shorter-term investments may cause the Funds to incur higher transaction costs (which may adversely affect the Funds’ performance) and may increase taxable distributions for shareholders.
- The Funds are not designed primarily for tax efficiency. In managing the Funds’ assets, the Adviser seeks to remain mindful of the tax consequences that investment decisions may have on shareholders and may at times engage in transactions intended to minimize or reduce adverse tax consequences. However, if the Adviser determines, for example, that a portfolio security should be sold promptly, the holding may be sold notwithstanding any possible negative tax consequences.

## THE PRINCIPAL RISKS OF INVESTING IN THE FUNDS

### RISKS IN GENERAL

Domestic and foreign economic growth and market conditions, interest rate levels, inflation, monetary policy, fiscal policy, trade policy, credit conditions, the solvency of governments and companies, volatility, currency valuations, and political events are among the many macro-economic factors affecting the securities and markets in which the Funds invest. There is a risk that the Adviser will not accurately predict the applicability of these and other factors or their impact on investments or markets, and, as a result, the Adviser's investment decisions may not accomplish what they were intended to achieve. At times, the Funds also may not perform as well as relevant benchmark indices or peer funds. The Funds do not represent complete investment programs. Your investment in the Funds is not guaranteed by any agency or program of the U.S. government or by any other person or entity, and you could lose money investing in the Funds. You should consider your own investment goals, time horizon and risk tolerance as you invest in the Funds.

The U.S. and global economies have at times, such as during the 2007-2009 financial crisis, experienced periods of cyclical change and decline resulting in an unusually high level of volatility in domestic and foreign financial markets. This volatility could recur at times and may make it unusually difficult to identify risks and opportunities affecting markets generally as well as particular issuers or to predict the extent or duration of market movements.

### RISKS OF EQUITY SECURITIES (EACH FUND)

Each of the Funds invests primarily in common stocks (or may do so substantially in the case of the Flexible Capital Fund, which invests primarily in equity securities and other investments selected primarily for their long-term growth potential, or securities that may offer current income). As a result, the Funds and their shareholders bear the broad risks associated with investing in equity securities markets generally, including, without limitation, that the securities and markets in which the Fund invests may experience volatility and instability, that domestic and global economies and markets may undergo periods of cyclical change and decline, that investors may at times avoid investments in equity securities, and that the investment adviser may select investments for the Fund that do not perform as anticipated.

Overall stock market risks may affect the value of the Funds. Over time, market forces can be highly dynamic and can cause stock markets to move in cycles, including periods when stock prices rise generally and periods when stock prices decline generally. The value of the Funds' investments may increase or decrease more than stock markets in general.

Many other factors may affect the performance of an individual company's stock, such as the strength of its management, the demand for its products or services, the sector or industry it operates in, or other company-specific or broader market factors. Each of the Funds invests primarily in the securities of companies that are selected for their long-term growth potential. The value of such companies is in part a function of their expected earnings growth. Underperformance by a company may prevent the company from experiencing such growth, which may

prevent the Funds from realizing the potential value anticipated by the Adviser when it selected the company's securities for the Funds' portfolios.

Each Fund may invest in the common stocks or other equity securities (such as convertible securities or warrants) of companies that may pay dividends or make other distributions. Such companies could in some cases have less dynamic growth characteristics, or their securities may have less potential for gain than companies or securities that pay lower dividends or no dividends or other distributions. Dividends paid by these companies or securities may provide a limited cushion against a decline in the price of the stock. However, dividends may be reduced, suspended or terminated at any time.

To the extent that a Fund invests in other registered investment companies, the Fund will indirectly bear its proportionate share of any expenses (such as operating expenses and advisory fees) that may be paid by certain investment companies in which it invests. Investments in certain registered investment companies also may be subject to substantial regulation, including potential restrictions on liquidity and potential adverse tax consequences if the investment company does not meet certain requirements.

Certain equity securities in which the Funds may invest could be adversely affected by substantial increases in interest rates. For example, each of the Funds may invest in securities issued by MLPs. Although the high yields potentially offered by these investments may be attractive, MLPs have some disadvantages and present some risks. Distribution and management fees may be substantial. Losses are generally considered passive and cannot offset income other than income or gains relating to the same entity. A change in current tax law, or a change in the underlying business mix of a given MLP, could result in an MLP's being treated as a corporation for U.S. federal income tax purposes, which would result in such MLP's being required to pay U.S. federal income tax on its taxable income. Many MLPs may operate in certain limited sectors such as, without limitation, real estate, energy, and natural resources. Growth may be limited because most cash is paid out to unit holders. Like the performance of other securities, the performance of MLPs may be partly tied to interest rates. Rising interest rates, a poor economy, or weak cash flows are among the factors that can pose significant risks for investments in MLPs. Investments in MLPs also may be relatively illiquid at times.

Each of the Funds may invest in convertible bonds or stocks or other securities that may be converted into equity securities. While the value of convertible securities depends in part on market activity, interest rate changes, and the credit quality of the issuers, the value of these securities will also change based on changes in the value of the underlying equity securities. Income paid by a convertible security may provide a limited cushion against a decline in the price of the security. However, when underlying common stocks appreciate, convertible securities may appreciate to a lesser degree. Also, convertible bonds generally pay less income than non-convertible bonds. Although convertible securities may have some attributes of income securities or debt securities, the Funds generally treat such securities as equity securities.



# MORE INFORMATION ABOUT THE FUNDS

## RISKS OF FOREIGN INVESTING (EACH FUND)

Each of the Funds may invest without limitation in foreign securities depending on market conditions. The International Opportunities Fund will invest primarily (at least 65% of its total assets) in foreign securities. The Global Fund will invest significantly (generally, at least 40% of its net assets) in foreign securities (unless market conditions are not deemed favorable by the Adviser, in which case the Fund generally will invest at least 30% of its assets in foreign securities).

Investments in foreign securities may be riskier than U.S. investments for a variety of reasons such as, without limitation, unstable international, political and economic conditions, currency fluctuations, rising or falling interest rates, deflation or inflation, inability to borrow at reasonable rates, foreign controls on investment and currency exchange, foreign governmental control of some issuers, restrictions on capital flows or on foreign investments in some countries, potential confiscatory taxation, nationalization of companies or expropriation of assets by foreign governments, sovereign solvency concerns, monetary or fiscal considerations, dependence on international aid, withholding taxes, limits on repatriation of assets, a lack of adequate company information, less liquid and more volatile exchanges and/or markets, ineffective or detrimental government regulation, varying accounting, auditing, disclosure, and reporting standards, political or economic factors that may severely limit business activities, diplomatic developments such as sanctions, and legal systems or market practices that may permit inequitable treatment of minority and/or non-domestic investors. Investments in U.S. securities also may expose a Fund to foreign investment risk to the extent that the issuer has exposure to foreign markets or economies.

## RISKS OF EMERGING MARKET INVESTING (EACH FUND)

Securities issued by foreign entities that are not in the developed market countries (which include emerging market countries) are subject to the same risks as securities of foreign issuers in developed market countries, but such risks may be more pronounced. Investing in emerging market securities may involve greater risks than investing in domestic securities or even securities issued by entities in other developed countries. Potential increased risks may include, among others, greater political and economic instability (including elevated risks of war, civil disturbances, and acts of terrorism), amplified boom and bust cycles, greater inflation or deflation, increased inability to borrow at reasonable rates, burdensome investment or trading requirements, low trading liquidity and volumes and wider spreads, periods of relative illiquidity, significant price volatility, restrictions on capital flows or on foreign investments in some countries, expropriation or confiscatory taxation, seizure, nationalization, or creation of government monopolies, sovereign solvency concerns, monetary or fiscal considerations, greater volatility in currency exchange rates, devaluation of currencies, less developed securities exchanges and markets, possible trade barriers, fewer potential buyers, an emerging market country's dependence on revenue from particular commodities, greater dependence on international aid, withholding taxes, limits on repatriation of assets, greater governmental control over issuers and economies, less governmental supervision and regulation, diplomatic developments such as sanctions, unavailability of currency hedging techniques, capital controls and currency transfer restrictions, companies that are newly-organized, smaller and less seasoned, differences in auditing and financial reporting standards which may result in less availability of

material information about issuers, and less developed or effective legal systems. These factors can make emerging market investments more volatile and less liquid than investments in developed markets.

To the extent that some emerging market countries may enact provisions with the effect of discouraging direct investment in those markets by foreign investors, a Fund's performance could be materially affected by limitations or costs associated with its inability to invest directly in the securities of issuers located in those countries. Certain emerging market countries have enacted measures that tend to discourage or prevent direct foreign investments, including through procedural obstacles or through the imposition of far reaching and onerous taxation regimes. These types of restrictions may have the effect of eliminating or reducing the ability to invest directly in certain emerging market economies. To the extent that direct investments are possible, the costs of such investments may be greater as compared to other foreign or emerging market countries. A Fund may choose to avoid investing in these markets or substantially limit investments in them, which could affect the Fund's performance.

Investments in emerging markets may also involve other risks further described in this Prospectus such as immature economic structures and less developed and more thinly-traded securities markets. Pricing and other valuation information for issuers economically tied to emerging markets may be more difficult to obtain as compared to the securities of issuers tied to developed countries. These factors can make emerging market investments more volatile and less liquid than investments in developed markets, or present other risks in addition to foreign investing risks discussed above.

## RISKS OF SECTOR INVESTING (EACH FUND)

While none of the Funds has a principal investment strategy to focus its investments in any particular sector, each of the Funds from time to time may have significant exposure to one or more sectors, and in those circumstances would be subject to risks associated with those sectors. These include the risk that the stocks of multiple companies within a sector could simultaneously decline in price because of an event that affects the entire sector.

## RISKS OF CURRENCY FLUCTUATIONS (EACH FUND)

The performance of a Fund may be materially affected positively or negatively by foreign currency strength or weakness relative to the U.S. dollar, depending upon the extent to which the Fund invests its assets in foreign securities or other assets denominated in currencies not tightly pegged to the U.S. dollar. Changes in foreign currency exchange rates will affect the value of a Fund's securities and the price of a Fund's shares if the Fund holds such foreign assets. Generally, when the value of the U.S. dollar rises relative to another currency of a foreign country, an investment in an issuer whose securities are denominated in that country's currency (or whose business is conducted principally in that country's currency) loses value, because that currency is worth fewer U.S. dollars. Conversely, when the U.S. dollar declines in value relative to a foreign currency, the value of investments denominated in the foreign currency may increase in relative terms. Devaluation of a currency by a country's government or banking authority also may have a significant impact on the value of any investments denominated in that currency. The risk that these events could occur may be heightened in emerging markets. The Funds generally purchase or sell foreign currencies when they purchase or sell securities denominated in those currencies, and

may make other investments in foreign currencies for hedging purposes, or to serve other investment purposes. Currency markets generally are not as regulated as securities markets.

### RISKS OF GLOBALIZATION (EACH FUND)

The growing inter-relationships of global economies and financial markets have increased the impact of economic and financial conditions in one country or region on issuers of securities in different countries and regions. Declining economic conditions in one country or region have affected other parts of the globe at times in recent years. Similarly, concerns about the solvency of a country's sovereign or financial institutions can reverberate through the economies of other countries using a common currency or whose banks or other institutions are otherwise exposed to the country with solvency issues. Further, the adoption or prolongation of protectionist trade policies or sanctions by one or more countries, changes in economic, monetary or trade policy in the United States or abroad, or a slowdown in the United States economy, could lead to a decrease in demand for products and reduced flows of capital and income to companies in other countries. Those events might particularly affect companies in emerging market countries.

### RISKS OF SMALL- AND MEDIUM-CAPITALIZATION COMPANY INVESTING (EACH FUND)

A Fund's investments in small-capitalization and medium-capitalization companies can involve more risk than its investments in large-capitalization companies because smaller companies have potentially greater sensitivity to adverse business or economic conditions. Normally, smaller companies may have more limited financial resources, markets or product lines, less access to capital markets, and more limited trading in their stocks. This can cause the prices of equity securities of these companies to be more volatile than those of larger capitalization companies, or to decline more significantly during market downturns than the market as a whole.

### RISKS OF FIXED INCOME AND VARIABLE INCOME INVESTING (EACH FUND)

Each of the Funds may invest up to 10% (40% with regard to the Flexible Capital Fund) of its total assets in various types of fixed income securities and variable income securities. Although none of the Funds is required to seek current income or maintain any portion of its assets in such securities, seeking current income may be a consideration for the Funds, particularly the Flexible Capital Fund, and the Funds and their shareholders may bear the risks associated with fixed income investing and variable income investing. These risks include, without limitation:

**Credit Risk:** The Funds could lose money if the issuer of a fixed or variable income security cannot meet its financial obligations and renegotiates terms that are less favorable to investors, or defaults or goes bankrupt.

**Interest Rate Risk:** The value of investments in fixed or variable income securities may fall substantially if interest rates rise.

**Prepayment Risk:** Funds that invest in income securities bear the risk that an issuer will exercise its right to pay principal on an obligation held by a Fund (such as an asset-based security) earlier than expected. This may happen during a period of declining interest rates or at other times.

Under these circumstances, a Fund may be unable to recoup all of its initial investment or may receive a lower-than-expected yield from this investment and may need to reinvest in lower yielding securities.

**High-Yield Securities:** High-yield corporate debt securities with credit ratings that are below investment grade (also often referred to as "junk bonds") may be subject to higher risks of default and greater volatility than other debt securities, including risks that the issuer may not be able to meet its obligation to repay principal or pay interest. These securities are considered to be more speculative in nature than higher-quality fixed income securities. They are more susceptible to credit risk than investment-grade securities. This is especially true during periods of economic uncertainty or during economic downturns. The value of these lower-quality debt securities is subject to greater volatility and is generally more dependent on the ability of the issuer to meet interest and principal payments than is the case for higher-quality securities. Issuers of high-yield securities may not be as strong financially as those issuing debt securities with higher credit ratings.

**Federal Agency or GSE Securities:** Regarding certain securities issued by federal agencies or GSEs (such as debt securities or mortgage-backed securities issued by Freddie Mac, Fannie Mae and the Federal Home Loan Banks), you should be aware that although the issuer may be chartered or sponsored by an Act of Congress, the issuer is not funded by Congressional appropriations, and its debt and equity securities are not guaranteed or insured by the U.S. government or any other government agency or program. Without a more explicit commitment, there can be no assurance that the U.S. government will provide financial support to such issuers or their securities.

**Preferred Stocks:** Preferred stock dividends are generally fixed in advance. Unlike requirements to pay interest on certain other types of debt securities, the issuing company may not be required to pay a dividend if, for example, it lacks the financial ability to do so. Dividends on preferred stock may be cumulative, meaning that, in the event the issuer fails to make one or more dividend payments on the preferred stock, no dividends may be paid on the issuer's common stock until all unpaid preferred stock dividends have been paid. Preferred stock also may be subject to optional or mandatory redemption provisions, and an issuer may repurchase these securities at prices that are below the price at which they were purchased by the Fund. Preferred stocks could be adversely affected by substantial increases in interest rates. Although preferred stocks may have some attributes of equity securities, the Funds generally treat such securities as income or debt securities.

### RISKS OF REITS AND OTHER SECURITIES BACKED BY REAL ESTATE (EACH FUND)

The risks of investing in REITs and other securities backed by real estate, such as mortgage-backed securities and similar investments, include extraordinary weakness and volatility at times, such as during the 2007-2009 financial crisis, affecting mortgage-backed securities, derivatives, and other investments backed by real-estate related obligations issued by participants in housing finance, commercial real estate, and other real estate-related markets; widespread defaults in such investments; and major disruptions of and illiquidity in markets for such investments. Other adverse factors affecting REITs and other real estate-backed securities include past over-investment in and defaults on residential and commercial mortgages, the 2007-2009 financial crisis and recession, weak economic conditions, and environmental and similar considerations. In addition, when interest rates rise, real

## MORE INFORMATION ABOUT THE FUNDS

estate-related investments may react negatively, particularly investments that are highly exposed to floating-rate debt. To the extent that a Fund invests in REITs, the Fund will indirectly bear its proportionate share of any expenses (such as operating expenses and advisory fees) paid by the REITs in which it invests.

### **RISK OF NON-DIVERSIFICATION (FOCUS FUND)**

As previously mentioned, the Focus Fund is a non-diversified portfolio, which means that at any given time it is permitted to hold fewer securities than portfolios that are “diversified.” A non-diversified portfolio is permitted to invest a greater percentage of its assets in a smaller number of securities. Holding fewer securities increases the risk that the value of the Focus Fund could go down because of the poor performance of a single investment.

### **RISK OF CONCENTRATED INVESTING AND LARGE POSITIONS (EACH FUND)**

In addition, although each Fund (other than the Focus Fund) is considered a “diversified” portfolio under applicable law, each Fund may at times still hold a relatively concentrated portfolio that may contain fewer securities than the portfolios of other mutual funds. Holding a relatively concentrated portfolio may increase the risk that the value of each Fund could go down because of the poor performance of one or a few investments. In addition, because the Adviser may purchase relatively large ownership positions for the Funds and other accounts and may purchase the same security for multiple Funds and accounts, disposing of such positions might at times be more challenging, require sales at lower prices, or take longer than it would for smaller positions, depending on market and trading conditions, which might in some circumstances affect a Fund’s performance.

### **OTHER RISKS**

The Funds may also invest in derivative investments or similar instruments such as, without limitation, forward currency contracts, purchased or written put or call options on securities or indices, structured notes or synthetic securities linked to particular equity or debt exposures, futures contracts, options on futures, swaps, and other investments deemed commodity interests. The Funds also may enter into short sales of a security or instrument that the Fund currently owns (or of a security equivalent in kind or amount to another security that the Fund has an existing right to obtain without the payment of additional consideration). However, investors should not regard the possible use by the Funds of these investments as a major factor in the Funds’ investment strategies. The Funds are not intended as vehicles for investors seeking to invest substantially in these types of derivative investments or instruments, and the Funds tend to hold such investments only infrequently. If a Fund engages in these practices, the intent may be to attempt to hedge that Fund’s portfolio, or to serve other investment purposes. However, the Funds are not required to hedge their investments and historically have rarely done so. Investing in derivatives or engaging in short sales may result in certain transaction costs and other substantial costs or losses which may reduce a Fund’s performance. Certain transactions in derivatives may give rise to a form of economic leverage and may expose a Fund to potential losses that exceed the amount originally invested by the Fund. In addition, no assurances can be given that derivative positions or short sales will achieve the desired correlation with the security or currency or other investment exposure that is being hedged or will achieve any other

investment purpose. No assurances can be given that these investments or instruments will be used at all, or that, if used, they will achieve the desired results.

A Fund’s performance may be materially affected, positively or negatively, by its participation in other types of investments, including initial public offerings and other syndicated offerings of common stock or other equity or debt securities. These types of investments may have a magnified impact on Fund performance, especially with respect to smaller funds. The impact on Fund performance from these types of investments would generally be expected to diminish as a Fund’s assets grow. Whether a Fund participates in these types of investments is dependent on a variety of factors including portfolio manager interest and the limited availability of these investments, and there can be no assurance that any Fund will participate in them.

## PORTFOLIO HOLDINGS

A description of the Funds’ policies and procedures with respect to the disclosure of the Funds’ current portfolio holdings is available in the Funds’ Statement of Additional Information (“SAI”). A schedule of the portfolio holdings of each Fund as they existed at the end of a given calendar month (excluding cash and cash equivalents) is generally posted on the Marsico Funds website at [marsicofunds.com](http://marsicofunds.com) approximately 30 days after the end of that month.

## THE INVESTMENT ADVISER

Marsico Capital Management, LLC, located at 1200 17th Street, Suite 1600, Denver, CO 80202, serves as the investment adviser to each Fund under certain Investment Advisory and Management Agreements (the "Agreements") with The Marsico Investment Fund (the "Trust"). The Agreements provide that the Adviser will furnish continuous investment advisory and management services to the Funds. Marsico Capital was organized in September 1997 as a registered investment adviser. In addition to advising the Funds, Marsico Capital provides investment services to other mutual funds and separate accounts and, as of December 31, 2017, had approximately \$3.03 billion under management. Thomas F. Marsico is the founder, Chief Executive Officer, and Chief Investment Officer of the Adviser.

The Adviser manages the investment portfolios of the Funds, subject to policies adopted by the Trust's Board of Trustees. Under the Agreements, the Adviser, at its own expense and without reimbursement from the Trust, furnishes office space and all necessary office facilities, equipment and personnel necessary for managing the Funds. Marsico Capital also pays the salaries and fees of all officers and trustees of the Trust who are also officers or employees of Marsico Capital, except for a portion of the compensation of the Trust's Chief Compliance Officer as authorized by the Trust's Board of Trustees. The Trust pays the salaries and fees of all other trustees of the Trust. For the fiscal year ended September 30, 2017, the Adviser received an aggregate fee of 0.77%, 0.80%, 0.80%, 0.80%, 0.80% and 0.80%, respectively, expressed as a percentage of average daily net assets, for investment advisory services performed for the Focus Fund, Growth Fund, 21<sup>ST</sup> Century Fund, International Opportunities Fund, Flexible Capital Fund and Global Fund (disregarding the effect of the expense limitation agreement in reducing actual fees received below the amounts stated here for the International Opportunities Fund and Global Fund). Each Fund pays the Adviser a fee calculated using the following rates: 0.80% per year of its average daily net assets up to \$250 million, 0.75% per year of its average daily net assets for the next \$250 million, 0.70% per year of its average daily net assets for the next \$250 million, and 0.65% per year of its average daily net assets exceeding \$750 million. In each case, the percentages noted do not account for the effect of any recoupment of any fees previously waived or expenses previously reimbursed.

As of December 1, 2017, the Adviser has entered into a written expense limitation and fee waiver agreement under which it has agreed to limit the total expenses of each Fund (excluding taxes, interest, acquired fund fees and expenses, litigation, extraordinary expenses, brokerage and other transaction expenses relating to the purchase or sale of portfolio investments) to an annual rate of 1.50% of the average net assets of the International Opportunities Fund and Global Fund and 1.45% of the average net assets of the Focus Fund, Growth Fund, 21<sup>ST</sup> Century Fund and Flexible Capital Fund until January 31, 2019. This expense limitation and fee waiver agreement may be terminated by the Adviser at any time after January 31, 2019, upon 15 days prior notice to the Fund and its administrator. The Adviser may recoup from a Fund fees previously waived or expenses previously reimbursed by the Adviser with respect to that Fund pursuant to this agreement (or a previous expense limitation agreement) if: (1) such recoupment by the Adviser does not cause the Fund, at the time of recoupment, to exceed the lesser of (a) the expense limitation in effect at the time the relevant amount was waived and/or reimbursed, or (b) the expense limitation in effect at the time of the proposed recoupment, and (2) the recoupment

is made within three years after the fiscal year end date as of which the amount to be waived or reimbursed was determined and the waiver or reimbursement occurred. Prior to December 1, 2017, the Adviser had agreed to limit the total expenses of each Fund (with certain exclusions) to an annual rate of 1.60% of the average net assets of the Focus Fund, International Opportunities Fund, Flexible Capital Fund and Global Fund, and 1.50% of the average net assets of the Growth Fund and 21<sup>ST</sup> Century Fund.

A discussion regarding the basis for the Trustees' approval of the Agreements between the Funds and the Adviser with regard to each Fund is available in the Funds' semi-annual report to shareholders dated March 31, 2017 and an updated discussion will be available in the Funds' semi-annual report to shareholders dated March 31, 2018 (for the six-month period ending March 31, 2018).

The Trustees are responsible generally for overseeing the management and operations of the Trust. The Trustees authorize the Trust to enter into service agreements with the Adviser, the Funds' distributor, the Funds' administrator and other service providers in order to provide, and in some cases authorize service providers to procure through other parties, necessary or desirable services on behalf of the Trust and the Funds. Shareholders are not parties to or third-party beneficiaries of such service agreements. Neither this Prospectus, the Trust's SAI, any documents filed as exhibits to the Trust's registration statement, nor any other communications, disclosure documents or regulatory filings from or on behalf of the Trust or a Fund creates a contract between Fund shareholders, on the one hand, and the Trust, a Fund, a service provider to the Trust or a Fund, and/or the Trustees or officers of the Trust, on the other hand. The Trustees (and the Trust and its officers, service providers or other delegates acting under authority of the Trustees) may revise or use a new Prospectus or SAI with respect to a Fund or the Trust, and/or amend, make, or issue any other communications, disclosure documents or regulatory filings, and may amend or enter into any contracts to which the Trust or a Fund is a party, and interpret the investment objective(s), policies, restrictions and contractual provisions applicable to any Fund, without shareholder input or approval, except in circumstances in which shareholder approval is specifically required by law (such as changes to fundamental investment policies) or where a shareholder approval requirement is expressly disclosed in the Trust's then-current Prospectus or SAI.

## THE PORTFOLIO MANAGERS

The following section provides biographical information about each Fund's portfolio manager(s). Additional information relating to each portfolio manager's compensation, other accounts managed by the portfolio manager, and each portfolio manager's ownership of shares of the Funds managed by that manager is available in the Funds' SAI.

### THE FOCUS FUND, THE GROWTH FUND AND THE GLOBAL FUND

Thomas F. Marsico is the founder, Chief Executive Officer, and Chief Investment Officer of Marsico Capital. Mr. Marsico manages the Focus Fund, the Growth Fund and the Global Fund. Mr. Marsico has over 35 years of experience in the investment management field as a securities analyst and a portfolio manager. He is a graduate of the University of Colorado and holds an MBA from the University of Denver.

## **THE 21<sup>ST</sup> CENTURY FUND**

Brandon Geisler is the portfolio manager of the 21<sup>st</sup> Century Fund. Mr. Geisler joined Marsico Capital in 2006 and has over 15 years of experience in the financial services industry. Mr. Geisler spent four years with Goldman, Sachs & Co., where he was a Vice President in Equity Research covering the restaurant and other consumer-related industry groups. At Marsico Capital, Mr. Geisler has remained actively involved in those areas, while broadening his research responsibilities to include many other industries. Mr. Geisler received his MBA degree and Honours BS degree from McMaster University in Ontario.

## **THE INTERNATIONAL OPPORTUNITIES FUND**

Thomas F. Marsico co-manages the International Opportunities Fund. Information relating to Mr. Marsico is provided above.

Robert G. Susman, CFA, co-manages the International Opportunities Fund. Mr. Susman joined MCM in 2013, and has over 15 years of experience in the financial services industry. He began his career at Morgan Stanley, where he was an associate in the equity research department before joining the firm's Corporate Strategy and Execution Team. Mr. Susman later transitioned to the buy-side where he was an analyst for Baron Capital, Inc. He earned an AB in Economics from Harvard College and an MBA from Harvard Business School. He was awarded the designation of Chartered Financial Analyst in 2005.

## **THE FLEXIBLE CAPITAL FUND**

Jordon Laycob is the portfolio manager of the Flexible Capital Fund. Mr. Laycob has been with Marsico Capital since its inception in October 1997. He has over 20 years of experience in the financial services industry. Prior to joining Marsico Capital, Mr. Laycob spent four years at Janus Capital as a fixed-income analyst and trader. He earned a BA degree in Political Science from Emory University.

## PRICING OF FUND SHARES

The price you pay when purchasing a share of a Fund, and the price you receive upon redeeming or exchanging a share of a Fund, is called the Fund's net asset value per share ("NAV"). The NAV is calculated by taking the total value of a Fund's assets, subtracting its liabilities, and then dividing by the number of shares outstanding. This is a standard calculation, and forms the basis for all transactions involving buying, selling, exchanging or reinvesting Fund shares. The NAV is generally calculated as of the close of trading on the NYSE (usually 4:00 p.m. Eastern Time) every day that the NYSE is open. In addition to Saturday and Sunday, the NYSE is closed on the following holidays: New Year's Day, Martin Luther King, Jr. Day, Washington's Birthday/Presidents' Day, Good Friday, Memorial Day, Independence Day, Labor Day, Thanksgiving Day, and Christmas Day, as observed.

If the NYSE has an unscheduled early closing on a day it has opened for business, due to inclement weather, technology problems or any other reason, the Funds reserve the right to treat that day as a business day and accept purchase and redemption orders until, and calculate a Fund's NAV as of, the normally scheduled close of regular trading on the NYSE for that day, so long as the Fund's management believes an adequate market remains to meet purchase and redemption orders for that day.

Your order to purchase, redeem or exchange shares will be priced at the next NAV calculated after your order is received in good order by the Funds' transfer agent, UMB Fund Services, Inc. (the "Transfer Agent"). In calculating each Fund's NAV, each Fund's investments are priced or valued based on market value, or when market quotations for these investments are not readily available, based on fair value as determined in good faith by the Adviser (with the assistance of other service providers such as the Fund Accountant) in accordance with procedures established by, and under the general supervision of, the Funds' Board of Trustees. Both domestic and foreign securities may be fair-value priced, although such pricing is more commonly undertaken for foreign securities. The Funds may use pricing sources approved by the Funds' Board of Trustees to assist in determining the market value of the Funds' investments. The Funds may invest in portfolio securities or instruments that are primarily traded on foreign exchanges or other markets that may be open on weekends or certain other days when the Funds do not price their shares, or that may be closed on certain days when the Funds are open for business. The value of these or other investments held by the Funds may change on days when shareholders will not be able to purchase or redeem or exchange Fund shares.

A Fund will, in accordance with procedures established by, and under the general supervision of, the Funds' Board of Trustees, generally fair value price one or more of its foreign portfolio securities or other securities if market prices for such securities are not readily available, if a significant event (as discussed in the Funds' fair valuation procedures) after market closing affects the value of the securities and renders the closing quotations for the securities stale or unreliable, or if other changes or volatility in U.S. markets may affect the value of certain foreign securities (as discussed in the Funds' fair valuation procedures). A Fund may use the fair value prices thereby determined in circumstances such as when, without limitation, the Fund's net asset value would be materially affected, or in other circumstances when fair value pricing is deemed appropriate in accordance with the Funds' fair valuation procedures.

A Fund that holds foreign securities may rely frequently on fair value pricing. The use of fair value pricing may help to ensure that on average, foreign security prices (and Fund share prices) may better reflect the values of those securities at the time the Funds' NAVs are calculated, and may reduce opportunities for "time zone arbitrage" (see "Frequent Purchases and Redemptions of Fund Shares" below).

Fair value pricing also may at times result in portfolio security prices (and Fund share prices) that are less objective, not verifiable from independent sources (other than fair value pricing services, if available) and less precise than closing foreign market quotations as measures of market sentiment. The Board of Trustees has authorized the use of a pricing service to assist the Funds in valuing certain securities in the Funds' portfolios that are listed or traded on foreign securities exchanges in certain circumstances when changes or volatility in U.S. markets, as represented by, for example, movement of the S&P 500 Index, may affect the value of certain foreign securities. In accordance with the Funds' fair valuation procedures, the Funds may also fair value price certain of their foreign or domestic portfolio securities in certain other circumstances when market quotations for a security may not be readily available, or if a significant event occurs, such as, without limitation, if the exchange on which a security is principally traded closed early, or if trading in a particular security was halted during the day and did not resume prior to the time when a Fund calculates its NAV.

## INSTRUCTIONS FOR OPENING AND ADDING TO AN ACCOUNT

### TO OPEN AN ACCOUNT

#### BY MAIL

Complete and sign the Account Application or an IRA Application.

- Make your check payable to the Marsico Funds.
- For IRA accounts, please specify the year for which the contribution is made.

#### BY TELEPHONE

Telephone transactions may not be used for initial purchases.

#### BY INTERNET

You may open new accounts through the Marsico Funds website at: **marsicofunds.com**. For important information on this feature, see "Fund Transactions Through the Marsico Funds Website" below in this Prospectus.

#### BY WIRE

Call **888-860-8686** for instructions and to obtain an account number prior to wiring the funds.

#### MAIL YOUR APPLICATION AND CHECK TO:

Marsico Funds  
c/o UMB Fund Services, Inc.  
P.O. Box 3210  
Milwaukee, WI 53201-3210

#### BY OVERNIGHT DELIVERY, SEND TO:

Marsico Funds  
c/o UMB Fund Services, Inc.  
235 West Galena Street  
Milwaukee, WI 53212-3948  
**888-860-8686**

### TO ADD TO AN ACCOUNT

#### BY MAIL

Complete the investment slip that is included in your account statement, and write your account number on your check. If you no longer have your investment slip, please reference your name, account number and address on your check.

- Make your check payable to the Marsico Funds.
- For IRA accounts, please specify the year for which the contribution is made.

#### MAIL THE SLIP AND THE CHECK TO:

Marsico Funds  
c/o UMB Fund Services, Inc.  
P.O. Box 3210  
Milwaukee, WI 53201-3210

#### BY OVERNIGHT DELIVERY, SEND TO:

Marsico Funds  
c/o UMB Fund Services, Inc.  
235 West Galena Street  
Milwaukee, WI 53212-3948  
**888-860-8686**

#### BY TELEPHONE

You are automatically granted telephone transaction privileges unless you decline them on your Account Application. You may call **888-860-8686** to purchase shares in an existing account. Investments made by electronic funds transfer must be from a pre-designated bank account and in amounts of at least \$50 and not greater than \$100,000, and will be effective at the NAV next computed after your instruction is received in good order by the Transfer Agent.

#### BY INTERNET

You may purchase shares in an existing account through the Marsico Funds website at: **marsicofunds.com**. To establish online transaction privileges, you must enroll through the website. You automatically have the ability to establish online transaction privileges unless you decline them on your Account Application. For important information on this feature, see "Fund Transactions Through the Marsico Funds Website" below in this Prospectus or call **888-860-8686**.

#### BY WIRE

Send your investment to UMB Bank, n.a. by following the instructions listed in the column below.

#### SEND YOUR INVESTMENT TO UMB BANK, N.A. WITH THESE INSTRUCTIONS:

- UMB Bank, n.a.
- ABA#: 101000695
- For Credit to the Marsico Funds
- A/C#: 9870858118
- For further credit to: investor account number; name(s) of investor(s); SSN or TIN; name of Fund to be purchased.

### AUTOMATIC SERVICES

With your initial investment, please indicate on your application which of the automatic service(s) described below you want for your account. Return your application with your investment.

## TELEPHONE AND WIRE TRANSACTIONS

Only bank accounts held at domestic financial institutions that are Automated Clearing House (ACH) members can be used for telephone transactions. It takes 15 calendar days after receipt by the Funds of your bank account information to establish this feature. Purchases by ACH transfer may not be made during this time. When opening an account, you are automatically granted telephone transaction privileges unless you decline them on your Account Application. You must have ACH instructions on your account in order to conduct online purchases. With respect to purchases made by telephone, the Funds and their agents will employ reasonable procedures to confirm that instructions communicated by telephone are genuine. Such procedures may include, among others, requiring some form of personal identification prior to acting upon telephone instructions, providing written confirmation of all such transactions, and/or tape recording all telephone instructions. The Funds or their agents will not be liable for any loss, cost or expense for acting upon telephone instructions believed to be genuine or for any unauthorized telephone transactions.

If you plan to purchase your initial shares by wire, the Transfer Agent first must have received a completed Account Application and issued an account number to you to credit your account for the wire. The account number must be included in the wiring instructions set forth above.

The Transfer Agent must receive your Account Application to establish shareholder privileges and to verify your account information. Payment of redemption proceeds may be delayed and taxes may be withheld unless the Transfer Agent receives a properly completed and executed Account Application.

## ADDITIONAL PURCHASE INFORMATION

The Funds may hold redemption proceeds until the proceeds used to purchase shares have been collected (e.g., your check has cleared, or your ACH payments have been received), but in no event for more than 10 calendar days. If you fail to provide and certify to the accuracy of your Social Security Number or Taxpayer Identification Number, the Funds will be required to withhold 28% of all dividends, distributions and payments, including your redemption proceeds.

Under the unclaimed property laws of various states, if no activity occurs in your account and the Funds are unable to contact you at the address of record within the time periods specified by various state laws, your account, including the shares of the Funds held in the account, may be liquidated and the proceeds transferred to the appropriate state. It may be difficult to recover amounts transferred to a state. The Funds are not responsible for amounts duly transferred to a state.

Please note that the Funds are offered and sold only to persons residing in the U.S. or Puerto Rico. Applications will only be accepted if they contain a U.S. or Puerto Rico address. This Prospectus should not be considered a solicitation to buy or an offer to sell shares of the Funds in any jurisdiction where it would be unlawful under the securities laws of that jurisdiction.

The Funds will not accept your Account Application if you are investing for another person as attorney-in-fact. The Funds will not accept accounts with "Power of Attorney" or "POA" in the registration section of the Account Application.

All purchases must be made in U.S. dollars and checks must be drawn on U.S. banks. No cash, money orders, travelers checks, credit cards, credit card checks, third party checks or other checks deemed to be high-risk checks will be accepted. A \$20 fee will be charged against your account for any payment check returned to the Transfer Agent or for any incomplete ACH or other electronic funds transfer, or for insufficient funds, stop payment, closed account or other reasons. You will also be responsible for any losses suffered by the Funds as a result. The Funds may redeem shares you own in this or any identically registered Marsico Funds account as reimbursement for any such losses. The Funds reserve the right to reject any purchase order for Fund shares and to involuntarily redeem any account holder's shares under certain other circumstances as permitted under the 1940 Act.

At their discretion, the Funds may, but are not required to, accept "in-kind" purchases from investors who pay for Fund shares with securities instead of cash. Such in-kind purchases involving a Fund's receipt of portfolio securities in exchange for Fund shares can be beneficial because they may avoid some brokerage costs that the Funds would otherwise incur to purchase portfolio securities. Securities contributed as part of in-kind purchases generally would be required to meet certain criteria determined by the Adviser, including that they be liquid securities that are permissible and appropriate investments for the Funds and be readily priced. Some brokerage costs may still be incurred by the Funds and purchasing investors in such transactions.

## CUSTOMER IDENTIFICATION INFORMATION

To help the government fight the funding of terrorism and money laundering activities, federal law requires all financial institutions to obtain, verify and record information that identifies each person that opens a new account, and to determine whether such person's name appears on government lists of known or suspected terrorists and terrorist organizations.

As a result, the Funds must obtain the following information for each person that opens a new account:

- Name;
- Date of birth (for individuals);
- Residential or business street address (post office box numbers may also be provided for mailing purposes); and
- Social Security Number, Taxpayer Identification Number or other identifying number.

You may also be asked for a copy of your driver's license, passport or other identifying document in order to verify your identity. In addition, it may be necessary to verify your identity by cross-referencing your identification information with a consumer report or other electronic database. Additional information may be required to open accounts for corporations and other entities. In accordance with federal law requirements, the Funds have implemented an anti-money laundering compliance program, which includes designation of an anti-money laundering compliance officer.

Federal law prohibits the Funds and other financial institutions from opening a new account unless they receive the minimum identifying information listed above. After an account is opened, the Funds may restrict your ability to purchase additional shares until your identity is



# SHAREHOLDER INFORMATION

verified. The Funds may close your account or take other appropriate action if they are unable to verify your identity within a reasonable time. If your account is closed for this reason, your shares will be redeemed at the NAV next calculated after the account is closed, and the proceeds received may be less than the amount originally invested.

## INVESTMENT MINIMUMS

	Initial	Additional
Regular accounts	\$2,500	\$100
Traditional IRAs and IRA Rollovers	1,000	100
Spousal IRAs	500	100
Roth IRAs	1,000	100
SEP-IRAs	500	100
Gifts to minors	500	50
Automatic Investment Plans	1,000	50

### INVESTMENTS MADE THROUGH FINANCIAL SERVICES AGENTS

*If you invest in the Funds indirectly through an intermediary such as a financial services agent (rather than directly with the Funds through the Transfer Agent), the policies and fees associated with making an investment may be different than those described here. Financial advisers, mutual fund supermarkets and other financial services agents charge their own transaction and other fees and may set different minimum investments or limitations on buying or selling shares. Consult a representative of your financial services agent if you have any questions. Your financial services agent is responsible for receiving your orders by a certain time and transmitting them to the Transfer Agent in a timely manner as outlined in agreements between the parties. To ensure that your order is completed at that day's next calculated net asset value for the Funds, you will need to place your order with your financial services agent by its deadline for receipt of customer orders so that the financial services agent can transmit the order to the Transfer Agent by the required deadline.*

*Certain financial services agents may enter into agreements with the Funds or their agents which permit them to confirm orders timely received on behalf of customers by phone or other means, with payment to follow later, in accordance with the Transfer Agent's procedures. If payment is not received within the time specified, the transaction may be rescinded and the financial services agent may be held liable for any resulting losses.*

*The Funds have adopted a plan for the payment of distribution fees pursuant to Rule 12b-1, and pay such fees to many financial intermediaries to cover Fund distribution costs and other costs. Because these fees are paid out of the Funds' assets on an ongoing basis, over time these fees will increase the cost of your investment and may cost you more than paying other types of sales charges.*

*The Funds also pay administrative fees to certain select financial services agents to cover the costs of shareholder servicing, recordkeeping, and other administrative services provided to shareholders by financial services agents. The Funds may seek to reduce administrative fees payable to a financial services agent through commission recapture arrangements, in which a portion of commissions payable to a financial services agent for the execution of Fund portfolio transactions is credited against such non-distribution-related administrative fees.*

*The Adviser, at its own expense and using its own resources including profits realized from its services to the Funds, pays certain select financial services agents to help cover distribution or administrative costs on behalf of the Funds.*

## INSTRUCTIONS FOR SELLING FUND SHARES

### TO SELL SHARES

#### BY MAIL

Write a letter of instruction that includes:

- the name(s) and signature(s) of all account owners;
- your account number;
- the Fund name;
- the dollar or share amount you want to sell;
- how and where to send the proceeds; and
- if redeeming from your IRA, please complete an IRA Distribution Form which is available by calling shareholder services at **888-860-8686**.

In certain situations, you may be required to obtain a Medallion signature guarantee or provide other documents in order to sell shares. Information about such requirements appears in "Signature Guarantees" below.

#### MAIL YOUR REQUEST TO:

Marsico Funds  
c/o UMB Fund Services, Inc.  
P.O. Box 3210  
Milwaukee, WI 53201-3210

#### BY OVERNIGHT DELIVERY, SEND TO:

Marsico Funds  
c/o UMB Fund Services, Inc.  
235 West Galena Street  
Milwaukee, WI 53212-3948  
**888-860-8686**

#### BY INTERNET

You may redeem shares through the Marsico Funds website at **marsicofunds.com**. To establish online transaction privileges you must enroll through the website. You automatically have the ability to establish online transaction privileges unless you decline them on your Account Application. For important information on this feature, see "Fund Transactions through the Marsico Funds Website" below in this Prospectus or call **888-860-8686**.

#### BY TELEPHONE

- You are automatically granted telephone transaction privileges unless you decline them on your Account Application. You may redeem Fund shares by calling **888-860-8686**. Redemption proceeds will be mailed directly to you or electronically transferred to your predesignated bank account.
- Unless you decline telephone privileges on your Account Application, as long as the Funds take reasonable measures to verify the order, you will be responsible for any fraudulent telephone order.
- You may redeem as little as \$500 and as much as \$100,000 by telephone redemption.

#### SYSTEMATIC WITHDRAWAL PLAN

Call us to request a Systematic Withdrawal Plan. It may be set up over the phone or by letter of instruction.

For specific information on how to redeem your account, and to determine if a Medallion signature guarantee or other documentation is required, please see "Signature Guarantees" below or call **888-860-8686**.

## ADDITIONAL REDEMPTION INFORMATION

### PAYMENT OF REDEMPTION PROCEEDS

You may sell your Fund shares at any time, subject to the policies and procedures discussed in "Frequent Purchases and Redemptions of Fund Shares" below. Your shares will be redeemed at the next NAV calculated after your order is received in good order by the Transfer Agent. If you request payment by wire transfer or ACH, each Fund typically expects that payment of the redemption proceeds for shares of the Funds will normally be made in federal funds on the next business day to the bank and account you have designated as described further below. If you request payment by check, each Fund typically expects that payment of redemption proceeds for shares of the Funds will normally be made within two business days. However, each Fund may take up to seven days after receipt of your properly completed request to pay sales proceeds.

Before selling recently purchased shares, please note that if the Transfer Agent has not yet collected payment for the shares you are selling, it may delay sending the proceeds for up to 10 calendar days. This procedure is intended to protect the Funds and their shareholders from loss.

The Transfer Agent will wire redemption proceeds only to the bank and account designated on the Account Application or in written instructions (with Medallion signatures guaranteed) subsequently received by the Transfer Agent, and only if the bank is a member of the Federal Reserve System. The Transfer Agent currently charges a \$15.00 fee for each payment of redemption proceeds by wire, which will be deducted from your redemption proceeds. An additional \$12.50 fee is charged by the Transfer Agent for any IRA distributions. If you request that your redemption proceeds be sent via overnight delivery, the Transfer Agent will deduct an additional \$20.00 from your account or proceeds to cover the associated costs.

# SHAREHOLDER INFORMATION

If the dollar or share amount requested to be redeemed is greater than the current value of your account, your entire account balance will be redeemed. If you choose to redeem your account in full, any automatic service currently in effect for the account will be terminated unless you indicate otherwise in writing.

## FREQUENT PURCHASES AND REDEMPTIONS OF FUND SHARES

The Funds are intended primarily for use as long-term investment vehicles. The Funds are not intended to provide a means of speculating on short-term market movements. Large and frequent short-term trades by investors have the potential to make the Funds more difficult to manage efficiently, and could in some cases impose additional brokerage or administrative costs on the Funds, or dilute the value of Fund shares held by long-term investors. The Funds do not have any arrangements with any person to permit frequent short-term purchases and redemptions of their shares, and the Funds' Transfer Agent may monitor for certain types of frequent trading activity by shareholders. If large and frequent short-term trading by a shareholder is detected, the Funds may take reasonable action in response, up to and including the limitation, suspension, or termination of a shareholder's purchase or exchange privileges. It may not be feasible for the Funds to detect or prevent every potential instance of short-term trading.

"Time zone arbitrage" of mutual funds that hold substantial foreign securities is one type of short-term trading that the Funds seek to discourage. A trader who practices time zone arbitrage seeks to profit by buying or selling mutual fund shares based on events which occur after the close of foreign markets when the effects of those events may not be fully reflected in closing foreign market quotations used to value mutual fund shares.

The Board of Trustees has adopted policies and procedures with respect to frequent short-term purchases and redemptions of Fund shares by Fund shareholders. The Funds reserve the right to modify their policies and procedures at any time without prior notice as the Board of Trustees in its sole discretion deems to be in the best interests of Fund shareholders, or to comply with state or federal legal requirements.

Under Rule 22c-2 of the 1940 Act, the Funds have entered into agreements with financial intermediaries that maintain subaccounts for themselves and their customers with the Transfer Agent obligating such financial intermediaries to provide, upon each Fund's request, certain information regarding their customers and their customers' transactions in shares of the Funds. However, there can be no guarantee that all short-term trading will be detected in a timely manner, since the Funds will rely on the financial intermediaries to provide the trading information, and the Funds cannot be assured that the trading information, when received, will be in a form that can be quickly analyzed or evaluated by the Funds.

The Funds may take other steps to discourage large and frequent short-term trades by Fund shareholders, including fair value pricing of foreign or other securities as discussed above.

## SIGNATURE GUARANTEES

Please note that each owner of a Fund account must obtain a signature guarantee from a participant in the Securities Transfer Association Medallion Program for certain redemption requests. The Medallion signature guarantee is designed to protect you and the Funds from fraud. You may obtain a Medallion signature guarantee from banks, credit unions, savings associations, broker-dealers, national securities

exchanges, registered securities exchanges, or clearing agencies deemed eligible by the SEC. A notary public cannot provide a Medallion signature guarantee.

In particular, when you submit a written request to redeem Fund shares in your account, your request must include the original signature of each owner of the account and a Medallion signature guarantee if any of the following is true:

- You wish to sell more than \$100,000 worth of shares;
- You change the ownership of your account;
- You are requesting that redemption proceeds be sent to a different address than your address of record;
- You are requesting that redemption proceeds be sent by federal wire transfer to a bank other than your bank of record;
- You are requesting that redemption proceeds be paid to someone other than the account owner;
- The address on your account (address of record) has changed within the last 15 days; or
- The redemption proceeds are being transferred to a Fund account with a different ownership name or registration.

## CORPORATE, TRUST AND OTHER ACCOUNTS

Redemption requests from corporate, trust and institutional accounts, and executors, administrators and guardians, require documents in addition to those described above, evidencing the authority of the officers, trustees or others. In order to avoid delays in processing redemption requests for these accounts, you should call the Funds at **888-860-8686** before making the redemption request to determine what additional documents are required.

## TRANSFER OF OWNERSHIP

In order to change the account registration or transfer ownership of an account, additional documents will be required. In order to avoid delays in processing these requests, you should call the Funds at **888-860-8686** before making your request to determine what additional documents are required.

## REDEMPTION INITIATED BY THE FUNDS

If your account balance in a Fund falls below \$500, the Fund may ask you to increase your balance. If your account balance is still below \$500 after 30 days, a Fund may close your account and send you the proceeds. This minimum balance requirement does not apply to IRAs and other tax-sheltered investment accounts. The right of redemption by the Funds relating to the minimum balance requirement will not apply if the value of your account drops below \$500 because of market performance. The Funds may also close your account and send you the proceeds under certain other circumstances as permitted under the 1940 Act.

## REDEMPTION IN-KIND

It is currently the Funds' policy to pay all redemptions in cash. The Funds retain the right, however, to elect at any time to instead pay large redemptions in whole or in part by a distribution in-kind of portfolio securities held by a Fund in lieu of cash. Shareholders may incur brokerage charges and taxes on the sale of any such securities so received. In addition, a redemption paid in portfolio securities would be

treated as a taxable event for you and may result in the recognition of gain or loss for federal income tax purposes. A Fund has no obligation to pay distributions in-kind instead of cash in any circumstances.

## METHODS TO MEET REDEMPTIONS

Under normal market conditions, the Funds expect to meet redemption orders by using holdings of cash or by the sale of portfolio securities. In unusual or stressed market conditions or as the Adviser deems appropriate, each Fund also may utilize its custodian overdraft facility to meet redemptions, if necessary. As discussed immediately above, each Fund also reserves the right to pay large redemptions by a distribution in-kind of portfolio securities held by a Fund in lieu of cash.

## HOW TO EXCHANGE SHARES

You may exchange all or a portion of your investment from one Marsico Fund to another. You may exchange shares by mail, by telephone or through the Marsico Funds website. You are automatically granted telephone transaction privileges unless you decline them on your Account Application. You must have telephone transaction privileges in order to conduct online transactions. You may establish online transaction privileges by opening your account through the website. For important information on this feature, see “Fund Transactions Through the Marsico Funds Website” below in this Prospectus. Any new account established through an exchange will have the same privileges as your original account and will also be subject to the minimum investment requirements described above. Aside from this requirement, there is a \$500 minimum exchange amount for exchanging shares under the program. Exchanges will be executed on the basis of the relative NAV of the shares exchanged. An exchange is considered to be a sale of shares for federal income tax purposes on which you may realize a taxable gain or loss.

The Funds may change, temporarily suspend or terminate the exchange privilege during unusual market conditions or when a Fund determines such action to be in the best interests of the Fund or its shareholders. To the extent reasonably feasible, the affected Fund will seek to give shareholders 60 days’ advance notice of material changes to or termination of exchange privileges.

On occasions such as during periods of severe weather or significant market turmoil, telephone transactions may be difficult to complete. If you are unable to contact the Funds by telephone, you may instead choose to mail the requests to the Funds at the address listed under “Instructions for Opening and Adding to an Account” above, or access your account through the Marsico Funds website at [marsicofunds.com](http://marsicofunds.com).

## FUND TRANSACTIONS MADE THROUGH THE MARSICO FUNDS WEBSITE

You may visit us online through the Marsico Funds website at [marsicofunds.com](http://marsicofunds.com) to access information such as your Fund’s recent as well as long-term performance information. You may also view portfolio holdings of the Funds as they existed at the end of a given calendar month (excluding cash and cash equivalents), which are generally posted on the website approximately 30 days after the end

of that month. Additionally, the Marsico Funds website offers other resources including daily performance information, quarterly investment reviews and shareholder reports relating to the Funds.

In addition to checking your Fund account balance(s) and historical transactions, you may purchase, redeem or exchange shares of the Funds through the Marsico Funds website at [marsicofunds.com](http://marsicofunds.com). You may establish online transaction privileges by enrolling on the website. You automatically have the ability to establish online transaction privileges unless you decline them on your Account Application. You will be required to enter into a user’s agreement through the website in order to enroll for these privileges. In order to conduct online transactions, you must have telephone transaction privileges. To purchase shares online, you must also have ACH instructions on your account. If you opened your account online, then any redemption proceeds will only be sent to you via ACH or wire to the account from which the initial proceeds were drawn. Otherwise, redemption proceeds may be sent by check or, if your account has bank information, by wire or ACH.

Payment for purchases of shares through the Marsico Funds website may be made only through an ACH debit of your bank account. Redemptions will be paid by check, wire or ACH transfer only to the address or bank account of record. Redemptions from accounts established through the website will be paid only to the bank account of record. Only bank accounts held at domestic financial institutions that are ACH members can be used for transactions through the Funds’ website.

The Funds impose an upper limit of \$100,000 on purchase and redemption transactions through the Marsico Funds website. Transactions through the website are subject to the same minimums as other transaction methods.

You should be aware that the Internet is an unsecure, unstable, unregulated and unpredictable environment. Your ability to use the Marsico Funds website for transactions is dependent upon the Internet and equipment, software, systems, data and services provided by various vendors and third parties. While the Funds and their service providers have established certain security procedures, they cannot assure you that inquiries, account information or trading activity will be completely secure.

There may also be delays, malfunctions or other inconveniences generally associated with use of the Internet. There may also be times when the Marsico Funds website is unavailable for Fund transactions or other purposes. Should this happen, you should consider purchasing, redeeming or exchanging shares by another method. Neither the Funds, the Transfer Agent, UMB Distribution Services, LLC (the “Distributor”) nor the Adviser will be liable for any such delays or malfunctions or unauthorized interception or access to communications or account information.

## RETIREMENT PLAN SERVICES

The Funds offer certain retirement plan accounts for individuals and institutions, including large and small businesses. For information on establishing retirement accounts and for a complete list of retirement accounts offered, please call **888-860-8686**. Complete instructions about how to establish and maintain your plan and how to open accounts for you and your employees will be included in the retirement plan kit you receive in the mail. A \$12.50 fee is charged annually for the maintenance of each such account. The Transfer Agent currently charges a distribution fee of \$12.50 for each redemption from an IRA account and an additional \$15.00 fee for each payment by wire

# SHAREHOLDER INFORMATION

of redemption proceeds from an IRA account. If you request that your redemption proceeds be sent via overnight delivery, the Transfer Agent will deduct an additional \$20.00 from your account or proceeds to cover the associated costs.

The retirement plans currently available to shareholders of the Funds include:

**Traditional IRA and IRA Rollovers:** an individual retirement account. Your contribution may or may not be deductible depending on your circumstances. Rollovers are not deductible. Assets can grow tax-free and distributions are taxable as income.

**Spousal IRA:** an IRA funded by a working spouse in the name of a non-earning spouse.

**SEP-IRA:** an individual retirement account funded by employer contributions. Your assets grow tax-free and distributions are taxable as income.

**Roth IRA:** an IRA with non-deductible contributions, and tax-free growth of assets and tax-free distributions for qualified distributions.

## AUTOMATIC SERVICES FOR FUND INVESTORS

Buying, selling, or exchanging shares automatically is easy with the services described below. With each service, you select a schedule and an amount, subject to certain restrictions. You can set up most of these services with your Account Application or by calling **888-860-8686**.

### FOR BUYING SHARES

#### Automatic Investment Plan

For making automatic investments from a designated bank account.

#### Payroll Direct Deposit Plan

For making automatic investments from your payroll check.

#### Dividend Reinvestment

If you do not specify an election, all income dividends and capital gains distributions will be automatically reinvested in shares of the Funds.

### FOR EXCHANGING & FOR SELLING SHARES

#### Automatic Exchange Plan

An automatic exchange plan is intended for making regular exchanges from one Marsico Fund into another Marsico Fund. This plan is available to IRA accounts having a minimum balance of \$1,000.

#### Systematic Withdrawal Plan

A systematic withdrawal plan is intended for making regular withdrawals from the Funds.

## SHAREHOLDER COMMUNICATIONS

### ACCOUNT STATEMENTS

Every quarter, Marsico Fund investors automatically receive regular account statements. You will also be sent a yearly statement detailing the tax characteristics of any dividends and distributions you have received.

### CONFIRMATIONS

Confirmation statements will be sent after each transaction that affects your account balance or account registration.

### REGULATORY MAILINGS

Financial reports will be sent at least semi-annually. Annual reports will include audited financial statements. To reduce Fund expenses, one copy of each report will be mailed to each shareholder with a unique Taxpayer Identification Number even though the investor may have more than one account in the Funds.

You may elect to receive statements, confirmations and/or regulatory mailings electronically in lieu of paper copies by registering for this feature as part of opening an account on the Marsico Funds website at **marsicofunds.com**. For existing accounts, please call **888-860-8686** for instructions.

## DIVIDENDS AND DISTRIBUTIONS

Seeking current income may be a limited consideration for the Flexible Capital Fund. Neither the Flexible Capital Fund nor any other Fund is required to seek current income or to maintain any portion of its total assets in fixed or variable income securities. The Funds may not necessarily have any income to distribute at any given time, and are not required to make regular distributions (except insofar as mutual funds distribute income and capital gains annually to comply with tax regulations). The Funds intend to pay distributions on an annual basis to the extent they have income and/or capital gains to distribute at such times. You may elect to reinvest income dividends and capital gains distributions in shares of the Funds or receive these distributions in cash.

Dividends and any other distributions from the Funds are automatically reinvested in the Funds at the next calculated NAV, unless you elect to have dividends paid in cash. Reinvested dividends and distributions receive the same tax treatment as those paid in cash.

If you are interested in changing your election, you may call the Transfer Agent at **888-860-8686** or send written notification to Marsico Funds, c/o UMB Fund Services, Inc., P.O. Box 3210, Milwaukee, WI 53201-3210.

## TAXES

The following information is meant as a general summary for U.S. taxpayers. Please see the SAI for additional tax information. Because everyone's tax situation is unique, always consult your tax professional about federal, state and local tax consequences of an investment in the Funds.

As described under "Dividends and Distributions" above, each Fund will seek to distribute all or substantially all of its income and gains to its shareholders each year. Each Fund generally will not have to pay income tax on amounts it distributes to shareholders. Fund dividends and distributions (whether paid in cash or reinvested in additional Fund shares) are taxable to most investors (unless your investment is in an IRA or other tax-advantaged account). A portion of the shareholder dividends derived from corporate dividends may be eligible for the corporate dividends-received deduction.

The maximum individual rate applicable to “qualified dividend income” and long-term capital gains is generally either 15% or 20% depending on whether the individual’s income exceeds certain threshold amounts. These rates do not apply to corporate taxpayers. Note that distributions of earnings from dividends paid by certain “qualified foreign corporations” can also qualify for the lower tax rates on qualifying dividends. A shareholder will also have to satisfy a holding period of more than 60 days for their Fund shares with respect to any distributions of qualifying dividends in order to obtain the benefit of the lower tax rate. Distributions of earnings from non-qualifying dividends, interest income, other types of ordinary income and short-term capital gains will be taxed at the ordinary income tax rate applicable to the taxpayer.

Distributions by a Fund of net capital gains (the excess of net long-term capital gains over net short-term capital losses) to shareholders are generally taxable to the shareholders at the applicable long-term capital gains rate, regardless of how long the shareholder has held shares of the Fund.

An additional 3.8% Medicare tax is imposed on certain net investment income (including ordinary dividends and capital gain distributions received from a Fund and net gains from redemptions or other taxable dispositions of Fund shares) of U.S. individuals, estates and trusts to the extent that such person’s “modified adjusted gross income” (in the case of an individual) or “adjusted gross income” (in the case of an estate or trust) exceeds certain threshold amounts.

A dividend or capital gains distribution declared by a Fund in October, November or December, but paid during January of the following year will be considered to be paid on December 31 of the year it was declared.

Because each of the Funds may invest in foreign securities, dividends and interest received by a Fund may give rise to withholding and other taxes imposed by countries other than the U.S. Tax conventions between certain countries and the U.S. may reduce or eliminate such taxes. If more than 50% of the value of a Fund at the close of a taxable year consists of stock or securities in non-U.S. companies, and if that Fund elects to “pass through” foreign taxes, shareholders of the Fund may be able to claim U.S. foreign tax credits with respect to foreign taxes paid by the Fund, subject to certain provisions and holding period and other limitations contained in the Internal Revenue Code of 1986, as amended. For any year for which a Fund makes such an election, each shareholder will be required to include in its gross income an amount equal to its allocable share of such taxes paid by the Fund.

Shareholders that sell, exchange or redeem Fund shares generally will have a capital gain or loss from the sale, redemption or exchange. The amount of the gain or loss and the rate of tax will depend mainly upon the amount paid for the shares, the amount received from the sale, exchange or redemption, how long the shares were held and whether the shareholder’s income exceeds certain threshold amounts.

If the value of shares is reduced below a shareholder’s cost as a result of a distribution by a Fund, the distribution will generally be taxable even though it, in effect, represents a return of invested capital. Investors considering buying shares just prior to a dividend or capital gain distribution payment date should be aware that, although the price of shares purchased at that time may reflect the amount of the forthcoming distribution, those who purchase just prior to the record date for a distribution may receive a distribution that may largely constitute a return of capital to those investors but will be taxable to them as income. This is known as “buying a dividend.”

Shareholders will be advised annually as to the federal tax status of dividends and capital gain distributions made by each Fund for the preceding year. Distributions by the Funds generally will be subject to state and local taxes. If your tax basis in your shares exceeds the amount of proceeds you receive from a sale, exchange or redemption of shares, you will recognize a taxable loss on the sale of shares of a Fund. Any loss recognized on shares held for six months or less will be treated as long-term capital loss to the extent of any long-term capital gain distributions that were received with respect to the shares. Additionally, any loss realized on a sale, redemption or exchange of shares of a Fund may be disallowed under “wash sale” rules to the extent the shares disposed of are replaced with other shares of that Fund within a period of 61 days beginning 30 days before and ending 30 days after shares are disposed of, such as pursuant to a dividend reinvestment in shares of that Fund. If disallowed, the loss will be reflected as an adjustment to the tax basis of the shares acquired.

As with all mutual funds, each Fund may be required to withhold U.S. Federal income tax at the applicable rate of all taxable distributions to you if you fail to provide the Fund with your correct Taxpayer Identification Number, or to make required certifications, or if you have been notified by the Internal Revenue Service (“IRS”) that you are subject to backup withholding.

If you are not a citizen of the United States and do not reside there, or if you are a non-U.S. entity, the Fund will generally withhold 30% (or a lower rate if applicable by treaty) on taxable distributions made to you.

Federal law requires mutual fund companies to maintain a shareholder’s cost basis by tax lot and report gain/loss information and holdings periods for sales of mutual fund shares that are “covered” securities to the IRS and to shareholders on Form 1099-B. Mutual fund shares, such as shares of the Funds, acquired on or after January 1, 2012 are covered securities. The Funds are not responsible for maintaining and reporting share information for their shares that are not deemed “covered.”

The tax regulations require that the Funds elect a default tax identification methodology in order to perform the required reporting. The Funds have chosen the first-in-first-out (“FIFO”) method as the default tax lot identification method for their shareholders. This is the method the Funds will use to determine which specific shares are deemed to be sold when a shareholder’s entire position is not sold in a single transaction and is the method in which “covered” share sales will be reported on a shareholder’s Form 1099-B.

However, at the time of purchase or upon the sale of “covered” shares, shareholders may generally choose a different tax lot identification method. Shareholders should consult a tax advisor with regard to their personal circumstances as the Funds and their service providers do not provide tax advice.

# FINANCIAL HIGHLIGHTS

Financial highlights are presented below for each of the Funds. The financial highlights table is intended to help you understand each Fund's financial performance and other financial information for the past five years. Certain information reflects financial results for a single Fund share. "Total Return" shows how much an investor in each Fund would have earned on an investment in a Fund assuming reinvestment of all dividends and distributions. The information has been audited by PricewaterhouseCoopers LLP, the Trust's independent registered public accounting firm. The report of PricewaterhouseCoopers LLP and each Fund's financial statements are incorporated by reference in the SAI, which is available through several channels described in "Where to go for More Information" below.

For a Fund Share Outstanding  
Throughout the Period

## Net Asset Value, Beginning of Period

## Income from Investment Operations:

Net investment income (loss)  
Net realized and unrealized gains (losses) on investments

## Total from investment operations

## Distributions & Other:

Net investment income  
Net realized gains  
Redemption fees

## Total distributions and other

## Net Asset Value, End of Period

## Total Return

## Supplemental Data and Ratios:

Net assets, end of period (000s)

Ratio of expenses to average net assets, less waivers and before expenses paid indirectly, plus recoupment of previously waived fees or expenses paid

Ratio of net investment income (loss) to average net assets, net of waivers, recoupment of previously waived fees or expenses paid and expenses paid indirectly

Ratio of expenses to average net assets, before waivers, recoupment of previously waived fees or expenses paid and expenses paid indirectly

Ratio of net investment income (loss) to average net assets, before waivers, recoupment of previously waived fees or expenses paid and expenses paid indirectly

Portfolio turnover rate

## MARSICO FOCUS FUND

	Year Ended 9/30/17	Year Ended 9/30/16	Year Ended 9/30/15	Year Ended 9/30/14	Year Ended 9/30/13
<b>Net Asset Value, Beginning of Period</b>	<b>\$ 15.96</b>	<b>\$ 18.83</b>	<b>\$ 22.41</b>	<b>\$ 21.47</b>	<b>\$ 20.02</b>
<b>Income from Investment Operations:</b>					
Net investment income (loss)	(0.17)	(0.13)	(0.10)	(0.07)	(0.03)
Net realized and unrealized gains (losses) on investments	3.84	1.25	(0.62)	4.46	3.84
<b>Total from investment operations</b>	<b>3.67</b>	<b>1.12</b>	<b>(0.72)</b>	<b>4.39</b>	<b>3.81</b>
<b>Distributions &amp; Other:</b>					
Net investment income	—	—	—	—	(0.03)
Net realized gains	—	(3.99)	(2.86)	(3.45)	(2.33)
Redemption fees	—	—	—	— <sup>(1)</sup>	— <sup>(1)</sup>
<b>Total distributions and other</b>	<b>—</b>	<b>(3.99)</b>	<b>(2.86)</b>	<b>(3.45)</b>	<b>(2.36)</b>
<b>Net Asset Value, End of Period</b>	<b>\$ 19.63</b>	<b>\$ 15.96</b>	<b>\$ 18.83</b>	<b>\$ 22.41</b>	<b>\$ 21.47</b>
<b>Total Return</b>	<b>22.99%</b>	<b>5.75%</b>	<b>(4.15)%</b>	<b>22.27%</b>	<b>21.86%</b>
<b>Supplemental Data and Ratios:</b>					
Net assets, end of period (000s)	\$ 559,657	\$ 613,870	\$ 788,851	\$ 933,054	\$ 854,708
Ratio of expenses to average net assets, less waivers and before expenses paid indirectly, plus recoupment of previously waived fees or expenses paid	1.37%	1.29%	1.31%	1.34%	1.35%
Ratio of net investment income (loss) to average net assets, net of waivers, recoupment of previously waived fees or expenses paid and expenses paid indirectly	(0.62)%	(0.63)%	(0.45)%	(0.35)%	(0.10)%
Ratio of expenses to average net assets, before waivers, recoupment of previously waived fees or expenses paid and expenses paid indirectly	1.37%	1.29%	1.31%	1.34%	1.35%
Ratio of net investment income (loss) to average net assets, before waivers, recoupment of previously waived fees or expenses paid and expenses paid indirectly	(0.62)%	(0.63)%	(0.45)%	(0.35)%	(0.10)%
Portfolio turnover rate	67%	45%	68%	71%	92%

<sup>(1)</sup> Less than \$0.01.

## MARSICO GROWTH FUND

Year Ended 9/30/17	Year Ended 9/30/16	Year Ended 9/30/15	Year Ended 9/30/14	Year Ended 9/30/13
<b>\$ 15.54</b>	<b>\$ 20.11</b>	<b>\$ 23.63</b>	<b>\$ 25.03</b>	<b>\$ 21.96</b>
(0.14)	(0.13)	(0.15)	(0.08)	— <sup>(1)</sup>
<u>3.19</u>	<u>1.33</u>	<u>(0.62)</u>	<u>4.01</u>	<u>4.30</u>
<b>3.05</b>	<b>1.20</b>	<b>(0.77)</b>	<b>3.93</b>	<b>4.30</b>
—	—	—	(0.06)	(0.04)
(0.12)	(5.77)	(2.75)	(5.27)	(1.19)
<u>—</u>	<u>—</u>	<u>—</u>	<u>—<sup>(1)</sup></u>	<u>—<sup>(1)</sup></u>
<b>(0.12)</b>	<b>(5.77)</b>	<b>(2.75)</b>	<b>(5.33)</b>	<b>(1.23)</b>
<b>\$ 18.47</b>	<b>\$ 15.54</b>	<b>\$ 20.11</b>	<b>\$ 23.63</b>	<b>\$ 25.03</b>
<b>19.85%</b>	<b>5.94%</b>	<b>(4.10)%</b>	<b>17.51%</b>	<b>20.92%</b>
\$ 266,922	\$ 288,213	\$ 410,442	\$ 562,653	\$ 564,766
1.42%	1.37%	1.35%	1.37%	1.37%
(0.53)%	(0.61)%	(0.52)%	(0.34)%	0.01%
1.42%	1.37%	1.35%	1.37%	1.37%
(0.53)%	(0.61)%	(0.52)%	(0.34)%	0.01%
50%	52%	81%	80%	114%

## MARSICO 21ST CENTURY FUND

Year Ended 9/30/17	Year Ended 9/30/16	Year Ended 9/30/15	Year Ended 9/30/14	Year Ended 9/30/13
<b>\$ 22.04</b>	<b>\$ 20.38</b>	<b>\$ 20.90</b>	<b>\$ 18.05</b>	<b>\$ 14.24</b>
(0.29)	(0.29)	(0.21)	(0.21)	(0.09)
<u>4.44</u>	<u>1.95</u>	<u>(0.31)</u>	<u>3.06</u>	<u>3.90</u>
<b>4.15</b>	<b>1.66</b>	<b>(0.52)</b>	<b>2.85</b>	<b>3.81</b>
—	—	—	—	—
—	—	—	—	—
<u>—</u>	<u>—</u>	<u>—</u>	<u>—<sup>(1)</sup></u>	<u>—<sup>(1)</sup></u>
<b>—</b>	<b>—</b>	<b>—</b>	<b>—</b>	<b>—</b>
<b>\$ 26.19</b>	<b>\$ 22.04</b>	<b>\$ 20.38</b>	<b>\$ 20.90</b>	<b>\$ 18.05</b>
<b>18.83%</b>	<b>8.15%</b>	<b>(2.49)%</b>	<b>15.79%</b>	<b>26.76%</b>
\$ 234,322	\$ 234,780	\$ 268,384	\$ 316,293	\$ 312,215
1.40%	1.41%	1.38%	1.42%	1.45%
(0.96)%	(1.01)%	(0.78)%	(0.88)%	(0.33)%
1.40%	1.41%	1.38%	1.42%	1.45%
(0.96)%	(1.01)%	(0.78)%	(0.88)%	(0.33)%
28%	44%	94%	83%	102%



# FINANCIAL HIGHLIGHTS

<b>MARSICO</b>					
<b>INTERNATIONAL OPPORTUNITIES FUND</b>					
For a Fund Share Outstanding Throughout the Period	Year Ended 9/30/17	Year Ended 9/30/16	Year Ended 9/30/15	Year Ended 9/30/14	Year Ended 9/30/13
<b>Net Asset Value, Beginning of Period</b>	<b>\$ 15.64</b>	<b>\$ 14.51</b>	<b>\$ 14.72</b>	<b>\$ 15.30</b>	<b>\$ 12.50</b>
<b>Income from Investment Operations:</b>					
Net investment income (loss)	(0.16)	(0.20)	(0.21)	(0.06)	0.09
Net realized and unrealized gains (losses) on investments	3.82	1.33	— <sup>(1)</sup>	(0.42)	2.71
<b>Total from investment operations</b>	<b>3.66</b>	<b>1.13</b>	<b>(0.21)</b>	<b>(0.48)</b>	<b>2.80</b>
<b>Distributions &amp; Other:</b>					
Net investment income	—	—	—	(0.10)	—
Net realized gains	—	—	—	—	—
Redemption fees	—	—	—	— <sup>(1)</sup>	— <sup>(1)</sup>
<b>Total distributions and other</b>	<b>—</b>	<b>—</b>	<b>—</b>	<b>(0.10)</b>	<b>—</b>
<b>Net Asset Value, End of Period</b>	<b>\$ 19.30</b>	<b>\$ 15.64</b>	<b>\$ 14.51</b>	<b>\$ 14.72</b>	<b>\$ 15.30</b>
<b>Total Return</b>	<b>23.40%</b>	<b>7.79%</b>	<b>(1.43)%</b>	<b>(3.18)%</b>	<b>22.40%</b>
<b>Supplemental Data and Ratios:</b>					
Net assets, end of period (000s)	\$ 63,789	\$ 62,833	\$ 89,141	\$ 175,984	\$ 119,522
Ratio of expenses to average net assets, less waivers and before expenses paid indirectly, plus recoupment of previously waived fees or expenses paid	1.60%	1.60%	1.60%	1.60%	1.60%
Ratio of net investment income (loss) to average net assets, net of waivers, recoupment of previously waived fees or expenses paid and expenses paid indirectly	(0.77)%	(0.71)%	(0.86)%	(0.55)%	0.61%
Ratio of expenses to average net assets, before waivers, recoupment of previously waived fees or expenses paid and expenses paid indirectly	1.79%	1.78%	1.63%	1.52%	1.74%
Ratio of net investment income (loss) to average net assets, before waivers, recoupment of previously waived fees or expenses paid and expenses paid indirectly	(0.96)%	(0.89)%	(0.89)%	(0.47)%	0.47%
Portfolio turnover rate	108%	223%	217%	178%	121%

<sup>(1)</sup> Less than \$0.01.

## MARSICO FLEXIBLE CAPITAL FUND

Year Ended 9/30/17	Year Ended 9/30/16	Year Ended 9/30/15	Year Ended 9/30/14	Year Ended 9/30/13
<b>\$ 15.55</b>	<b>\$ 16.59</b>	<b>\$ 18.39</b>	<b>\$ 18.21</b>	<b>\$ 15.79</b>
0.23	0.24	0.09	(0.04)	0.04
1.05	0.96	(0.15)	2.18	3.28
<b>1.28</b>	<b>1.20</b>	<b>(0.06)</b>	<b>2.14</b>	<b>3.32</b>
(0.24)	(0.11)	—	—	(0.09)
(1.09)	(2.13)	(1.74)	(1.96)	(0.81)
—	—	—	— <sup>(1)</sup>	— <sup>(1)</sup>
<b>(1.33)</b>	<b>(2.24)</b>	<b>(1.74)</b>	<b>(1.96)</b>	<b>(0.90)</b>
<b>\$ 15.50</b>	<b>\$ 15.55</b>	<b>\$ 16.59</b>	<b>\$ 18.39</b>	<b>\$ 18.21</b>
<b>9.32%</b>	<b>7.79%</b>	<b>(0.81)%</b>	<b>12.15%</b>	<b>22.34%</b>
\$ 245,983	\$ 353,091	\$ 549,213	\$ 806,448	\$ 805,735
1.47%	1.38%	1.37%	1.38%	1.41%
1.46%	1.25%	0.53%	(0.21)%	0.16%
1.47%	1.38%	1.37%	1.38%	1.41%
1.46%	1.25%	0.53%	(0.21)%	0.16%
20%	35%	69%	118%	145%

## MARSICO GLOBAL FUND

Year Ended 9/30/17	Year Ended 9/30/16	Year Ended 9/30/15	Year Ended 9/30/14	Year Ended 9/30/13
<b>\$ 12.03</b>	<b>\$ 12.37</b>	<b>\$ 14.45</b>	<b>\$ 14.74</b>	<b>\$ 11.51</b>
(0.14)	(0.16)	(0.10)	(0.05)	(0.02)
3.24	1.14	(0.32)	1.93	3.25
<b>3.10</b>	<b>0.98</b>	<b>(0.42)</b>	<b>1.88</b>	<b>3.23</b>
—	—	—	—	—
—	(1.32)	(1.66)	(2.17)	—
—	—	—	— <sup>(1)</sup>	— <sup>(1)</sup>
<b>—</b>	<b>(1.32)</b>	<b>(1.66)</b>	<b>(2.17)</b>	<b>—</b>
<b>\$ 15.13</b>	<b>\$ 12.03</b>	<b>\$ 12.37</b>	<b>\$ 14.45</b>	<b>\$ 14.74</b>
<b>25.77%</b>	<b>8.05%</b>	<b>(3.51)%</b>	<b>13.23%</b>	<b>28.06%</b>
\$ 44,493	\$ 44,273	\$ 66,612	\$ 73,475	\$ 61,383
1.60%	1.60%	1.60%	1.60%	1.60%
(0.82)%	(0.60)%	(0.80)%	(0.42)%	(0.06)%
1.80%	1.69%	1.54%	1.66%	1.86%
(1.02)%	(0.69)%	(0.74)%	(0.48)%	(0.32)%
79%	82%	110%	129%	134%

# THE MARSICO FUNDS PRIVACY NOTICE

- MARSICO FOCUS FUND
- MARSICO GROWTH FUND
- MARSICO 21<sup>ST</sup> CENTURY FUND
- MARSICO INTERNATIONAL OPPORTUNITIES FUND
- MARSICO FLEXIBLE CAPITAL FUND
- MARSICO GLOBAL FUND

Collectively, the “Marsico Funds”

## **WHAT YOU SHOULD KNOW**

*We recognize our obligation to keep information about you secure and confidential. It's important for you to know that we do not sell or share Customer Information with marketers outside the Marsico Funds and the service providers to the Funds. So, there is no need for you to tell us not to. You also need to know that we carefully manage information among our service providers to give you better service, more convenience, and to offer benefits to you.*

*The Marsico Funds privacy policy covers Customer Information, which means personally identifiable information about a consumer or a consumer's current or former relationship with the Marsico Funds. This notice generally describes the privacy policy, and is provided to you as required by the Federal Financial Privacy Law.*

## **PROTECTING INFORMATION ABOUT YOU FROM MARKETERS OUTSIDE THE MARSICO FUNDS**

The Marsico Funds do not sell or otherwise share any Customer Information with marketers outside the Marsico Funds. You don't need to take any action to prevent disclosure. While we may offer products and services on behalf of outside companies, the Marsico Funds and companies that work for us control the information used to make those offers.

## **MAKING THE SECURITY OF INFORMATION A PRIORITY**

Keeping financial information secure is one of our most important responsibilities. We value your trust, and we handle information about you with care. Your Customer Information is handled by service providers for the Marsico Funds. We limit access to Customer Information to those service providers who need to know that information to provide products and services to you or to maintain or service those products or services.

We maintain physical, electronic and procedural safeguards to protect Customer Information. We continually assess new technology for protecting information and we upgrade our systems when appropriate.

## **COLLECTING INFORMATION**

We collect and use various types of information to service your accounts, to save you time and money, to comply with regulatory requirements, and to better understand your needs.

We collect the following information about you from the following sources:

1. Information you provide to us on applications and through other means, such as your name, address and Social Security Number.
2. Information about your transactions and account experience with us, such as your account balance, investment history, and information about our communication with you, such as account statements and trade confirmations.

## **SHARING INFORMATION WITHIN THE MARSICO FUNDS**

The Marsico Funds are a group of mutual funds that have no employees. The Funds are organized as a trust, and do not own subsidiaries or have a parent company. The management of the Funds' investments and other operations of the Funds are carried out by various service providers that provide related services to the Funds and to you. These providers include, among others, the investment adviser, the transfer agent, the custodian, the distributor and the administrator.

In order to serve you, the Marsico Funds share Customer Information among the Funds. For example, we provide a statement that consolidates information about your holdings in each Fund onto one statement. This statement may help to facilitate your understanding of your investment in the Marsico Funds. In addition, if you invest in a new Marsico Fund, our consolidation of information about you may help to ensure that you do not usually need to furnish account information more than once. By sharing information about your accounts and relationships among our family of service providers, we can save you time and money and make it easier for you to do business with us.

## **SHARING INFORMATION WITH COMPANIES THAT WORK FOR US**

We may share various types of Customer Information with service providers that provide the Funds or you with products and services that the Funds or you have requested or already receive from us. We share only the information needed to provide those products and services and to provide a good customer experience. These service providers may include financial service providers such as the investment adviser, the custodian, the transfer agent, the distributor and the administrator, and non-financial companies such as data processing companies. These service providers may assist us, for example, in fulfilling your service request, processing your transaction, maintaining company records, or helping us mail account statements and trade confirmations. In addition, we may share various types of Customer Information with companies that provide marketing and other services. All of these companies act on our behalf, and are obligated by contract or otherwise to keep the information that we provide to them confidential, and to use the information only to provide the services we've asked them to perform for you and us.

## DISCLOSING INFORMATION IN OTHER SITUATIONS

We may also disclose various types of Customer Information to non-affiliated third parties when permitted or required by law. This may include, for example, a disclosure in connection with a subpoena or similar legal process, an investigation, or an audit or examination. We may also share any of the types of Customer Information outside our family of service providers if we have your consent.

## MAKING SURE INFORMATION IS ACCURATE

Keeping the information about your account accurate and up-to-date is very important. We provide you with access to account information through various means such as account statements. If you ever find that your account information is incomplete, inaccurate or not current, or if you have any other questions, please contact us by any of the means listed below. We will try to investigate your inquiry or complaint and to update or correct any erroneous information as quickly as possible.

## KEEPING UP-TO-DATE WITH OUR PRIVACY POLICY

The Marsico Funds will provide notice of our privacy policy annually, as long as you maintain an ongoing relationship with us. This policy notice and the Funds' privacy policy may change from time to time, but you can always review our current privacy notice on our website at [marsicofunds.com](http://marsicofunds.com) or contact us for a copy of the privacy policy by calling **888-860-8686**.

Our privacy policy applies only to individual Marsico Funds investors who have a direct relationship with us. If you own Marsico Funds in the name of a third party broker-dealer, bank, investment adviser or other financial services provider, that third party's privacy policy may apply to you and our privacy notice and privacy policy may not.

You may contact us by any of the following means:

By telephone: **888-860-8686**

By mail: P.O. Box 3210  
Milwaukee, WI 53201-3210

By E-mail: [marsicofunds@umb.com](mailto:marsicofunds@umb.com)

The Marsico Funds Privacy Notice is not part of the Prospectus.

## WHERE TO GO FOR MORE INFORMATION

You will find more information about the Funds in the following documents:

### **ANNUAL AND SEMI-ANNUAL REPORTS**

Our annual and semi-annual reports list the holdings in each Fund as of the end of the relevant period, describe Fund performance, include financial statements for the Funds, and discuss the market conditions and strategies that significantly affected each Fund's performance.

### **STATEMENT OF ADDITIONAL INFORMATION**

The SAI contains additional and more detailed information about each Fund, and is considered to be a part of this Prospectus.

### **THERE ARE THREE WAYS TO GET A COPY OF THESE DOCUMENTS**

1. Obtain a copy online at **marsicofunds.com**, or call or write us to request a copy through the contact information provided below, and it will be sent without charge:

Marsico Funds c/o UMB Fund Services, Inc.  
P.O. Box 3210  
Milwaukee, WI 53201-3210  
888-860-8686  
**marsicofunds.com**

2. Call, write or submit an E-mail request to the Public Reference Section of the SEC and ask them to mail you a copy. The SEC charges a fee for this service. You can also visit the SEC's Public Reference Section and copy the documents while you are there. Information about the Public Reference Section may be obtained by calling one of the numbers below:

Public Reference Section of the SEC  
Washington, D.C. 20549-1520  
202-551-8090 or 800-SEC-0330

or by e-mailing the SEC at: [publicinfo@sec.gov](mailto:publicinfo@sec.gov)

3. Go to the SEC's website ([www.sec.gov](http://www.sec.gov)) and download a free text-only version from the EDGAR Database on the website. The Trust's SEC Investment Company Act file number is 811-08397.

You can obtain these documents or request other information, and discuss your questions about the Funds, by contacting the Funds at P.O. Box 3210, Milwaukee, WI 53201-3210 or 888-860-8686.

- **MARSICO FOCUS FUND**
- **MARSICO GROWTH FUND**
- **MARSICO 21<sup>ST</sup> CENTURY FUND**
- **MARSICO INTERNATIONAL OPPORTUNITIES FUND**
- **MARSICO FLEXIBLE CAPITAL FUND**
- **MARSICO GLOBAL FUND**

**INVESTMENT ADVISER**

Marsico Capital Management, LLC

**ADMINISTRATOR**

UMB Fund Services, Inc.

**DISTRIBUTOR**

UMB Distribution Services, LLC

**COUNSEL**

Dechert LLP

**INDEPENDENT REGISTERED PUBLIC ACCOUNTING FIRM**

PricewaterhouseCoopers LLP

**TRANSFER AND DIVIDEND DISBURSING AGENT**

UMB Fund Services, Inc.

**CUSTODIAN**

State Street Bank and Trust Company



# MARSICO FUNDS®

**The Marsico Investment Fund**

UMB Distribution Services, LLC, Distributor

P.O. Box 3210, Milwaukee, WI 53201-3210

**[marsicofunds.com](http://marsicofunds.com) • 888.860.8686**

© 2018 MARSICO CAPITAL MANAGEMENT, LLC

The Trust's Investment Company Act File Number is 811-08397